

CHEVROLET, GREENBRIER, AND CORVAN *Amblewagon*® FOR 1963

PROFESSIONAL CONVERSIONS OF CHEVROLET, GREENBRIER AND CORVAN VEHICLES

CHEVROLET FUNERAL CARS



To meet the requirements of the funeral home industry, Amblewagon in 1963 offers four distinct funeral car conversions built on the modern Chevrolet Station Wagon. A detailed description of these four—Service Car, Professional Service Car, Combination, and Arlington Hearse, will be found in this folder.

It should also be noted that, like other Amblewagons, each of these units is reconvertible into a standard passenger car in a matter of only minutes. Thus, when you purchase a Chevrolet Amblewagon, you are truly getting a multi-purpose unit—both a professional vehicle and a fine passenger car.

This means that your depreciation is held to a minimum, and it is also mighty important when it comes time to trade for a new car. You will be trading a standard station wagon which demands the highest resale price instead of a one-purpose "white elephant."

CHEVROLET AMBULANCE



Your new Chevrolet Amblewagon will increase your ambulance profits, or if, as is so often the case, your ambulance business has not been profitable in the past, the Amblewagon will do much to make it profitable in the future.

In addition to the standard Ambulance conversion, there is offered a complete variety of optional accessories, such as oxygen and other emergency equipment, auxiliary stretchers, warning lights, etc. A complete list of these accessories will be found in Amblewagon's Component and Accessory List for 1963. Ask your Dealer to see this new and most complete listing of ambulance equipment.

GREENBRIER AMBULANCE



The Greenbrier Ambulance, as illustrated above and described inside this folder, is the newest thing in rescue vehicles. Its reception and acceptance by ambulance operators and by the public in general has been nothing short of phenomenal.

The ambulance operator has found this to be the most economical and yet the most efficient unit he could possibly employ. Its generous interior provides loads of storage space and gives the attendant plenty of room to move around while taking care of the patient. The Greenbrier's unusually fine riding qualities mean comfort and a feeling of security to the patient himself.

The patient's compartment is 107" long, 41" high, and 44" wide, so a heart patient can sit straight up in a standard ambulance cot. Also, there is plenty of length to handle long traction leg splints, etc.

Ask your Chevrolet Dealer to show you one of these new Greenbriers—you will be delighted with its quality and amazed at its low cost.

CORVAN For Handicapped Children



The Chevrolet Corvan especially equipped for transporting handicapped children is the latest addition to Amblewagon's line of special vehicle conversions.

Built on the Model R-1205 Corvan equipped with six side windows in the passenger compartment (four of which are roll-downs), it provides the ultimate in roomy and safe transportation for children who are confined to wheelchairs, as well as ambulatory youngsters.

And all of this is available at an extremely low original cost and economical operating expenses.

The seating arrangement has been carefully planned for maximum safety and comfort and gives the driver full and easy access to his passengers. There is also a large storage space behind the rear seat which offers plenty of room for folding wheelchairs, crutches, lunches, books and many other items.

AUTOMOTIVE CONVERSION CORPORATION

BIRMINGHAM, MICHIGAN

2191 COLE ST., P. O. BOX 271 • MIDWEST 4-8800

PORT CREDIT, ONTARIO

170 LAKE SHORE ROAD EAST • CR 8-5244

GREENBRIER
Amblewagon®

CHEVROLET
AND CORVAN

AMBULANCE CONVERSION—Model C-3

- A-205 ELEVATING HEART PATIENT COT w/synthetic rubber mattress especially designed for this car. Gives 6" extra head room for cardiac patients.
- A-209 CONTOUR SHEETS (3), fit our mattresses tightly, first quality preshrunk cotton, washable. White standard—blue or green on request.
- A-211 STRETCHER, folding, rubber bottom, emergency, w/2 wheels and posts which fold for storage, w/2 post cups installed in vehicle.
- A-301 LIGHTS (2), front grille (red flashing) w/motor driven flasher (may be mounted on front fenders if specified—California requirement.)
- A-302 LIGHT, top rotating flashing (360° arc) demountable w/waterproof roof plug when removed. Switch & name plate on instrument panel.
- A-307 LIGHT, dome for additional light in rear interior—automatically operated by tailgate or by independent switch at light.
- A-308 LIGHTS (2), loading—automatically operated by tailgate—a necessity for night calls.
- A-310 WIRING of car's existing back-up lights to operate from tailgate switch in addition to reverse gear for additional night lighting.
- A-311 SIREN, heavy duty, concealed mounting, horn ring control unless foot button specified, w/switch & name plate on instrument panel.
- A-321 SWITCH, warning (makes two front & two rear turn signals flash simultaneously)—as required by ICC for interstate travel.
- A-325 FAN, rear compartment ventilating, rheostat controlled w/operating switches at fan and on instrument panel w/name plate.
- A-411 INSERTS (2), rear quarter windows, sheet Fiberglas w/Scotchcal iridescent ambulance design, removable, held in place by spring clips.
- A-412 SHADES (2), second door windows, spring loaded rollers & tension bottom lock—obscure interior of car, not visible when rolled up.
- A-511 FIRE EXTINGUISHER, 5 lb. dry chemical w/mounting bracket—as required by ICC for interstate travel.
- A-522 FIRST AID KIT, 36 unit portable—Fire Dept. approved, mounted in custom metal brackets in car.
- A-602 COT HOLDER, with custom brackets which provide rigidity; hold cot close to left wall, thus providing width necessary for stretcher.
- A-616 ASSIST HANDLES (2), chrome plated—conveniently located to aid both patient and attendant.
- A-623 NAME PLATES (2), owner's name, removable, mounted in chrome plated sockets on second door window sills.
- A-624 FLOOR COVERING, ambulance type, washable waterproof rubber, removable wall-to-wall snap-in, color gray unless red specified.
- A-634 PLATE, covers tailgate aperture—automatic, spring loaded hinge.
- A-635 COWL PLATE (1), "AMBULANCE"—mounted on cowl behind windshield in custom bracket, removable by thumb screw.

Suggested List Incl. Excise Tax\$1011.97

GREENBRIER AMBULANCE—Model GR-7

- A-202 COT, AMBULANCE, non-elevating, full 75" length—4 1/2" high from floor to bed.
- A-222 MATTRESS, AMBULANCE COT—3" NuFoam w/waterproof zippered cover.
- A-301 LIGHTS (2), front grille (red flashing) w/motor driven flasher. (may be mounted on front fenders if specified—California requirement.)
- A-303 LIGHTS, tunnel (2)—red lens—painted to match car w/motor driven flasher.
- A-307 LIGHT, dome for additional light in rear interior—automatically operated by tailgate or by independent switch at light.
- A-308 LIGHTS (2), loading—automatically operated by tailgate—a necessity for night calls.
- A-3182 SIREN, MEDIUM SIZE, w/flashing red light, horn ring control unless foot button specified.
- A-321 SWITCH, warning (makes two front & two rear turn signals flash simultaneously)—as required by ICC for interstate travel.
- A-325 FAN, rear compartment ventilating, rheostat controlled w/operating switches at fan and on instrument panel w/name plate.
- A-4111 INSERTS (4), rear quarter windows, removable, sheet Fiberglas, w/Scotchcal iridescent ambulance design.
- A-412 SHADES (2), second door windows, spring loaded rollers & tension bottom lock—obscure interior of car, not visible when rolled up.
- A-419 SHADES (2), rear door windows like A-412.
- A-511 FIRE EXTINGUISHER, 5 lb. dry chemical w/mounting bracket—as required by ICC for interstate travel.
- A-602 COT HOLDER, with custom brackets which provide rigidity; hold cot close to left wall, thus providing width necessary for stretcher.
- A-623 NAME PLATES (2), owner's name, removable, mounted in chrome plated sockets on second door window sills.
- A-624 FLOOR COVERING, ambulance type, washable waterproof rubber, removable wall-to-wall snap-in, color gray unless red specified.
- A-635 COWL PLATE (1), "AMBULANCE"—mounted on cowl behind windshield in custom bracket, removable by thumb screw.
- A-651 FLOOR EXTENSION—left half center section with 2 cabinets underneath—painted, includes relocation of spare tire under floor extension.
- A-652 SEAT, ATTENDANT'S, permanent, vinyl covered to match interior of car—used with A-653 to carry extra passenger.
- A-653 SEAT, ATTENDANT'S, folding, vinyl covered to match interior of car w/floor extension on back. (Provides floor support for 2nd cot).

Suggested List Incl. Excise Tax\$1081.84

POLICE CAR COMPONENTS

- A-217 TELESCOPING COT (1)—4 wheels w/elevating backrest for station wagons.
- A-218 TRACK AND WHEEL LOCKS (1) secures A-217 cot either extended or telescoped.
- A-301 LIGHTS, (2) front grille—red—with motor driven flasher.
- A-3023 LIGHT, top rotating (360° arc) permanent mount, police blue dome standard, other colors available.
- A-307 LIGHT, dome (1) for additional lighting in rear interior for station wagons.
- A-308 LIGHTS, loading (2)—automatically operated by tailgate for station wagons.
- A-311 SIREN, behind grille—foot or horn ring control (specify which desired).
- A-321 SWITCH, emergency—makes 2 front and rear turn signals flash.
- A-325 FAN, rear compartment ventilating, rheostat controlled for station wagons.
- A-340 SPOTLIGHT, flashing, portable w/detachable red lens—pistol grip.
- A-350 PLATFORM, radio support in trunk or wagon luggage compartment.
- A-351 CONDUIT, radio extends from radio platform to fire wall at cowl.
- A-352 SWITCH CONSOLE, police type w/switches, tell-tale light, etc.
- A-634 PLATE, covers tailgate aperture—automatic, spring loaded hinge.

HANDICAPPED CHILDREN'S BUS—Model GR-8


- A-624 FLOOR COVERING, ambulance type, washable waterproof rubber, removable wall-to-wall snap-in, color gray unless red specified.
- A-691 FLOOR, AUXILIARY and self storing entrance ramp w/non-skid surface (as illustrated to right).
- A-692 TIE DOWNS, WHEEL CHAIR (3)—hold wheel chairs securely in place while bus is in motion.
- A-693 SEAT, REAR—Four passenger—equipped with four safety belts for ambulatory children.

Suggested List Incl. Excise Tax\$646.06

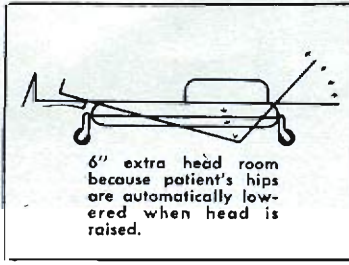
The entrance ramp offers new loading ease, comfort and convenience for wheel-chair and ambulatory passengers alike; its low incline makes walk-on and roll-on entrance quicker and safer. This two-piece ramp is constructed of aluminum for maximum strength and minimum weight. The Ramp's tread is surfaced with long-wearing, non-skid material.

Special seat atop elevated portion of floor is equipped with individual safety belts to hold ambulatory passengers in secure comfort.

Specially designed wheel-chair tie-downs hold wheel-chairs securely in place.



Spare tire is carried in right rear fender. Easily accessible without removal of patient, casket, flowers, etc.



A-205 Heart Patient Cot Sketch shows design which affords extra head room.



There's plenty of width to handle second patient on wheeled emergency stretcher which is standard equipment in 1963 Amblewagons. Even two full length 19" cots fit satisfactorily.

Here's an ideal all-purpose ambulance for any sized operation. The combination of Chevrolet's high style and dependability with Amblewagon's well known efficiency and versatility assures you of the very best money can buy in a converted station wagon.

This year Model C-3 has been expanded to include twenty-one essential conversion items. When your new Amblewagon is

delivered it is ready to go into immediate service.

As has been true for the past eight years, Amblewagon is still the only *standardized* station wagon conversion in America. Thousands of them in constant service from one end of the country to the other—and in many foreign lands too—prove the day of the expensive "one-purpose" ambulance is waning and the day of the money making converted station wagon is here.



Loading is easy and quick through the full opening rear doors which swing back completely out of the way. Conversion can include either one or two attendant seats; one of which folds into the floor to accommodate a second cot or an emergency stretcher. There's plenty of room for two cots and an attendant's seat in the patient's compartment.


The front seat accommodates three passengers comfortably as there is no tunnel hump at all in the floor.



A-217 Telescoping Cot locked into track in extended position. Split second seat raised for attendant.



A-218 Tracks and wheel locks—tracks are sectional—do not prevent raising second seat back rest.



Illustrating two cots in telescoped position locked securely in place with second seat back rest raised.

Police Departments all over the country are using converted station wagons for pursuit and rescue work—Detroit alone has a fleet of over 100. Select those items from the list to the left which best meet your department's requirements. We will be

happy to make recommendations—just drop us a line. NOTE—most items are applicable to standard Police Cars as well as Station Wagons.



A-661 Self-Storing Entrance Ramp covered with non-skid material and auxiliary floor.



A-663 Four-Passenger rear seat equipped with four safety belts.



A-662 Wheel-Chair Tie-Downs to hold three chairs securely in position.

CHEVROLET

Amblewagon®

There is a complete variety of Chevrolet funeral cars ranging from the industry's most economical Service Car (Model C-1) to the luxurious Arlington Hearse (Model C-6). Prices are set to meet any requirement. All models easily handle full size 6' 6" state casket.

By choosing one of the four units described here, you will have the exact car to fit your own needs.

What's more, because all conversion components are quickly removable, you'll have a fine passenger car too, at no extra cost!

On all four funeral cars, the tailgate with its recessed rollers becomes an extension of the casket rack for easiest possible casket loading.



Chevrolet Amblewagons are sold exclusively by authorized Chevrolet Dealers *everywhere*. This local businessman will help in selecting the right car and the right conversion: You buy, and get service locally—in your own home town. And, when the time comes to trade, you'll be selling a standard station wagon of high value instead of a one-purpose white elephant!

As shown below the Arlington is a completely functional fully equipped funeral coach.


And all of this conversion is done without destroying the vehicle as a passenger car. The Arlington, like the Amblewagon, is two cars in one.

No wonder so many Funeral Directors are buying the Arlington for use on all except the most elaborate funerals instead of renting old-fashioned equipment!




The luxurious interior includes such features as a full sized sliding glass partition behind the driver, chrome fitted and rug covered casket table, and upholstered interior side panels and wheel house covers.

The exterior is enhanced by the easily removed metal landau inserts, resulting in a long low appearance.



FUNERAL CARS



SERVICE CAR — Model C-1

- A-308 LIGHTS (2), loading—automatically operated by tailgate
- A-321 SWITCH, emergency—makes 2 front & rear turn signals flash
- A-401 DRAPES, tailgate window on chrome rod
- A-405 DRAPES behind front seat mounted on slide rod
- A-412 SHADES (2), second door windows—tension, bottom lock
- A-418 INSERTS (2), rear quarter windows, sheet Fiberglas, no design
- A-602 COT HOLDER, with custom brackets which provide rigidity; hold cot close to left wall, thus providing width necessary for stretcher
- A-603 CASKET ROLLERS (2) in tailgate—chrome plated—recessed
- A-607 CASKET RACK—removable economy type w/adjustable bier pins
- A-634 PLATE, covers tailgate aperture—automatic, spring loaded hinge

Suggested List Incl. Excise Tax \$368.80

PROFESSIONAL SERVICE — Model C-2

- A-307 LIGHT, dome for additional lighting in rear interior
- A-308 LIGHTS (2), loading—automatically operated by tailgate
- A-321 SWITCH, emergency—makes 2 front & rear turn signals flash
- A-401 DRAPES (1), tailgate window } Mounted on chrome
- A-402 DRAPES (2), rear quarter windows } frames with snap-
- A-403 DRAPES (2), second door windows } on attachments
- A-601 CASKET RACK—removable w/adjustable bier pins and stops
- A-602 COT HOLDER, with custom brackets which provide rigidity; hold cot close to left wall, thus providing width necessary for stretcher
- A-603 CASKET ROLLERS (2) in tailgate—chrome plated—recessed
- A-623 NAME PLATES (2), owner's name, removable in chrome sockets
- A-624 FLOOR COVERING, patient's compartment, removable ambulance type washable rubber, gray color standard, red available
- A-634 PLATE, covers tailgate aperture—automatic, spring loaded hinge
- A-636 COWL PLATE (1)—"FUNERAL CAR"—removable

Suggested List Incl. Excise Tax \$573.97

COMBINATION — Model C-4

Includes ALL features of the C-2 Professional Service Car and C-3 Ambulance, as shown on the reverse side. The C-4 is the ideal multi-purpose funeral car-ambulance combination.

Suggested List Incl. Excise Tax \$1347.45

ARLINGTON HEARSE — Model C-6

- A-307 LIGHT, dome for additional lighting in rear interior
- A-308 LIGHTS (2), loading—automatically operated by tailgate
- A-321 SWITCH, emergency—makes 2 front & rear turn signals flash
- A-401 DRAPES (1), tailgate window } Mounted on chrome frames
- A-403 DRAPES (2), second door windows } with snap-on attachments
- A-416 LANDAU EXTERIOR PANELS (2) rear quarter windows—painted to match color of car
- A-417 LANDAU INTERIOR TRIM PANELS (2) rear quarter windows, upholstered to match interior of car
- A-603 CASKET ROLLERS (2) in tailgate—chrome plated—recessed
- A-605 CASKET TABLE, deluxe—upholstered w/chrome fittings. Includes deluxe rug to cover seat hinges, floor edges and tailgate.
- A-623 NAME PLATES (2), owner's name, removable in chrome sockets
- A-631 FULL SLIDING GLASS PARTITION—upholstered to match interior
- A-634 PLATE, covers tailgate aperture—automatic, spring loaded hinge
- A-636 COWL PLATE (1) "Funeral Car"—removable
- A-638 WHEEL HOUSE COVERS (2), deluxe rigid, upholstered

Suggested List Incl. Excise Tax \$1554.41