


# CHEVROLET *Amblewagon*® 1965




**Ambulance Conversion  
Model C-3**



There's plenty of width to handle second patient on wheeled emergency stretcher which is standard equipment in 1965 Amblewagon Model 3. Even two full length 19" cots fit satisfactorily.

- **MULTI-PURPOSE**  
Ambulance - Funeral Car - Private Automobile
- **LOW INITIAL COST**  
Less than half the price of oversized professional vehicles.
- **ECONOMICAL TO OPERATE**  
Gas, tires, insurance, upkeep—everything costs less.
- **AUTHORIZED CHEVROLET SALES AND SERVICE**  
Prompt, efficient service, and sales by your local Chevrolet Dealer.
- **HIGH RESALE VALUE**  
Converts to standard station wagon when traded or sold.
- **PRESTIGE IN GOOD TASTE WITH A STANDARDIZED FLEET.**

Use Chevrolet Sedans with your new Chevrolet Amblewagon.



Spare tire on all Chevrolet Station Wagons is carried in right rear fender. It's easy to get at without removal of load.

This year Model C-3 includes twenty-one essential conversion items. When your new Amblewagon is delivered it is ready to go into *immediate* service.

Our special elevating cot is designed to give six inches extra interior head room - no longer any need for expensive and unsightly raised roofs. The attendant's seat is an integral part of the car, installed at the Chevrolet factory, on special order.

You may select additional items such as sliding glass partition, oxygen equipment, etc. from our extensive accessory list—the largest in the industry—thus customizing your new unit to fit your own requirements. Or, if you need something really unusual, contact us. Our registered automotive engineers are here to help you.

## AMBULANCE CONVERSION — Model C-3

- A-205 ELEVATING HEART PATIENT COT w/synthetic rubber mattress especially designed for this car. Gives 6" extra head room for cardiac patients.
- A-209 CONTOUR SHEETS (3), fit our mattresses tightly, first quality preshrunk cotton, washable. White standard—blue or green on request.
- A-211 STRETCHER, folding, rubber bottom, emergency, w/2 wheels and posts which fold for storage, w/2 post cups installed in vehicle.
- A-301 LIGHTS (2), front grille (red flashing) w/motor driven flasher (may be mounted on front fenders if specified—California requirement).
- A-302 LIGHT, top rotating flashing (360° arc) demountable w/waterproof roof plug when removed. Switch & name plate on instrument panel.
- A-307 LIGHT, dome for additional light in rear interior—automatically operated by tailgate or by independent switch at light.
- A-308 LIGHTS (2), loading—a necessity for night calls.
- A-310 WIRING of car's existing back-up lights to operate from a switch in addition to reverse gear for additional night lighting.
- A-311 SIREN, heavy duty, concealed mounting, horn ring control unless foot button specified, w/switch & name plate on instrument panel.
- A-321 SWITCH, warning (makes two front & two rear turn signals flash simultaneously)—as required by ICC for interstate travel.
- A-325 FAN, rear compartment ventilating, rheostat controlled w/operating switches at fan and on instrument panel w/name plate.
- A-411 INSERTS (2), rear quarter windows, sheet Fiberglas w/Scotchcal iridescent ambulance design, removable, held in place by spring clips.
- A-412 SHADES (2), second door windows, spring loaded rollers & tension bottom lock—obscure interior of car, not visible when rolled up.
- A-511 FIRE EXTINGUISHER, 5 lb. dry chemical w/mounting bracket—as required by ICC for interstate travel.
- A-522 FIRST AID KIT, 36 unit portable—Fire Dept. approved, mounted in custom metal brackets in car.
- A-602 COT HOLDER, with custom brackets which provide rigidity; hold cot close to left wall, thus providing width necessary for stretcher.
- A-616 ASSIST HANDLES (2), chrome plated—conveniently located to aid both patient and attendant.
- A-623 NAME PLATES (2), owner's name, removable, mounted in chrome plated sockets on second door window sills.
- A-624 FLOOR COVERING, ambulance type, washable waterproof rubber, removable wall-to-wall snap-in, color gray unless red specified.
- A-634 PLATE, covers space between tailgate and bed of car—automatic spring loaded hinge.
- A-635 COWL PLATE (1), "AMBULANCE"—mounted on cowl behind windshield in custom bracket, removable by thumb screw.

On air conditioned cars concealed sirens will be put in engine compartment rather than behind grille.

Suggested List Incl. Excise Tax .....\$1008.86

## AUTOMOTIVE CONVERSION CORPORATION

BIRMINGHAM, MICHIGAN

2191 COLE ST., P. O. BOX 271 • MIDWEST 4-8800

PORT CREDIT, ONTARIO

170 LAKE SHORE ROAD EAST • CR 8-5244

## Chevrolet Dealer ORDERING INSTRUCTIONS

**NOTE: It is necessary to place TWO orders to handle this unit as follows:**

- I. Your regular order to your Zone Office should:
  - a. SPECIFICALLY STATE car is to be MANUFACTURED IN Flint, Mich., for DELIVERY TO, and conversion by, Automotive Conversion Corporation, 2191 Cole Ave., Birmingham, Michigan. Dealer will be charged \$12.20 for transportation of vehicle from Flint to Automotive Conversion Corp. plant in Birmingham, Mich. Delivery of vehicle to Automotive Conversion eliminates further liability for vehicle on the part of Chevrolet Motor Div.
  - b. Heavy duty shocks are standard on wagons. Option G66 superlift shock absorbers and Option G66/G67 Superlift AUTOMATIC LEVEL CONTROL are available. Special suspension includes heavy duty front and rear springs on wagons (RPO F40).
  - c. For Ambulance Conversion C-3 & C-4 and all other units which will be used for ambulance work. EXTREMELY IMPORTANT—To obtain RIGHT HAND attendant's seat, order Option A66.
  - d. Heavy duty cooling system available under RPO VO1.
  - e. Heavy duty Delcotron alternators available—42 amp-K79; 55 amp-K77; 62 amp-K81; heavy duty battery Option T60.
- II. Your order to Automotive Conversion Corporation must cover these important points:
  - a. Purchase order must show conversion and optional accessories desired.
  - b. Purchase order must be accompanied by the usual one-third down payment for conversion costs.
  - c. Purchase order MUST ALSO SHOW:
    1. COLOR CODE for both exterior and interior trim.
    2. Exact wording of NAME desired for customer's side window name plates.
    3. METHOD OF DELIVERY FROM Automotive Conversion Corporation TO dealer, such as:
      - a. Commercial Carrier
      - b. "Drive-Away" Company
      - c. Dealer pick-up
      4. Chevrolet Wholesale car order number.

**NOTE: Any deviation from Section II above should be handled in writing directly with Automotive Conversion Corp.**

If the above steps are taken, delivery will be expedited. Preliminary work can begin as soon as the order and deposit are received. When standard Package Conversion is ordered, normal production time is approximately SEVEN TO TEN DAYS after the car is delivered to the Automotive Conversion Corporation Plant.

## Confidential Chevrolet Dealer Prices Model C-3 AMBULANCE

All prices are quoted delivered Birmingham, Michigan and are subject to change without notice. Prices include complete installation with all wiring, switches, fuses, solenoids, etc. where required.

Part No.	Dealer Cost	Excise Tax	Dealer Net (Incl. E/T)	Suggested List (Incl. E/T)
A-205	191.50	--0--	191.50	212.50
A-209	5.50	--0--	5.50	5.95
A-211	45.00	--0--	45.00	50.00
A-301	30.00	.80	30.80	40.30
A-302	82.50	3.66	86.16	112.21
A-307	10.00	.20	10.20	13.38
A-308	25.00	.28	25.28	33.18
A-310	7.50	--0--	7.50	9.87
A-311	84.00	3.49	87.49	114.02
A-321	10.00	.26	10.26	13.43
A-325	25.00	.77	25.77	33.67
A-411	40.00	2.54	42.54	55.17
A-412	25.00	1.56	26.56	34.46
A-511	25.00	--0--	25.00	32.90
A-522	32.50	--0--	32.50	36.11
A-602	40.00	--0--	40.00	52.63
A-616	12.00	.69	12.69	16.49
A-623	30.00	.44	30.44	39.94
A-624	35.00	2.14	37.14	48.19
A-634	25.00	1.56	26.56	34.46
A-635	15.00	.25	15.25	20.00
<b>TOTAL</b>				
C-3	795.50	18.64	814.14	1008.86

Automotive Conversion Corp.

P. O. Box 271 Midwest 4-8800 Birmingham, Michigan

**Confidential Chevrolet Dealer Prices**

Part No.	Dealer Cost	Excise Tax	Dealer Net (Incl. E/T)	Suggested List (Incl. E/T)
<b>SERVICE CAR—Model C-1</b>				
A-308	25.00	.28	25.28	33.18
A-321	10.00	.26	10.26	13.43
A-401	20.00	.98	20.98	27.48
A-405	25.00	.68	25.68	33.58
A-412	25.00	1.56	26.56	34.46
A-418	35.00	2.14	37.14	48.19
A-602	40.00	--0--	40.00	52.63
A-603	25.00	.78	25.78	33.68
A-607	47.00	--0--	47.00	61.80
A-634	25.00	1.56	26.56	34.46
<b>TOTAL C-1</b>	<b>277.00</b>	<b>8.24</b>	<b>285.24</b>	<b>372.89</b>

Part No.	Dealer Cost	Excise Tax	Dealer Net (Incl. E/T)	Suggested List (Incl. E/T)
<b>PROFESSIONAL SERVICE—Model C-2</b>				
A-307	10.00	.20	10.20	13.38
A-308	25.00	.28	25.28	33.18
A-321	10.00	.26	10.26	13.43
A-401	20.00	.98	20.98	27.48
A-402	60.00	3.74	63.74	82.74
A-403	35.00	1.74	36.74	47.74
A-601	94.00	--0--	94.00	123.75
A-602	40.00	--0--	40.00	52.63
A-603	25.00	.78	25.78	33.68
A-623	30.00	.44	30.44	39.94
A-624	35.00	2.14	37.14	48.19
A-634	25.00	1.56	26.56	34.46
A-636	15.00	.25	15.25	20.00
<b>TOTAL C-2</b>	<b>424.00</b>	<b>12.37</b>	<b>436.37</b>	<b>570.60</b>

Part No.	Dealer Cost	Excise Tax	Dealer Net (Incl. E/T)	Suggested List (Incl. E/T)
<b>COMBINATION—Model C-4</b>				
All items included in C-2 & C-3				
<b>TOTAL C-4</b>	<b>1044.50</b>	<b>26.13</b>	<b>1070.63</b>	<b>1344.25</b>

Part No.	Dealer Cost	Excise Tax	Dealer Net (Incl. E/T)	Suggested List (Incl. E/T)
<b>ARLINGTON HEARSE—Model C-6</b>				
A-307	10.00	.20	10.20	13.38
A-308	25.00	.28	25.28	33.18
A-321	10.00	.26	10.26	13.43
A-401	20.00	.98	20.98	27.48
A-403	35.00	1.74	36.74	47.74
A-416	150.00	2.23	152.23	199.73
A-417	75.00	4.24	79.24	102.84
A-603	25.00	.78	25.78	33.68
A-605	390.00	11.00	401.00	524.00
A-623	30.00	.44	30.44	39.94
A-631	170.00	11.84	181.84	235.34
A-634	25.00	1.56	26.56	34.46
A-636	15.00	.25	15.25	20.00
A-638	125.00	8.24	133.24	172.74
<b>TOTAL C-6</b>	<b>1105.00</b>	<b>44.04</b>	<b>1149.04</b>	<b>1497.94</b>

**POLICE CAR COMPONENTS**

We will install any of the following items *none of which is available from the Chevrolet Plant, on Standard Chevrolet Police Sedans or Station Wagons.*

Part No.	Dealer Cost	Excise Tax	Dealer Net (Incl. E/T)	Suggested List (Incl. E/T)
A-217	94.50	--0--	94.50	105.00
A-218	20.00	.94	20.94	27.24
A-301	30.00	.80	30.80	40.30
A-3023	80.00	3.66	83.66	108.96
A-307	10.00	.20	10.20	13.38
A-308	25.00	.28	25.28	33.18
A-311	84.00	3.49	87.49	114.02
A-321	10.00	.26	10.26	13.43
A-325	25.00	.77	25.77	33.67
A-340	32.00	2.33	34.33	37.83
A-350	12.00	--0--	12.00	13.30
A-351	19.00	.64	19.64	21.74
A-524	35.00	--0--	35.00	46.10
A-634	25.00	1.56	26.56	34.46
A-695	60.00	4.80	64.80	78.00

# FUNERAL CARS

**SERVICE CAR — Model C-1**

A-308	LIGHTS (2), loading—automatically operated by tailgate
A-321	SWITCH, emergency—makes 2 front & rear turn signals flash
A-401	DRAPES, tailgate window on chrome rod
A-405	DRAPES behind front seat mounted on slide rod
A-412	SHADES (2), second door windows—tension, bottom lock
A-418	INSERTS (2), rear quarter windows, sheet Fiberglass, no design
A-602	COT HOLDER, with custom brackets which provide rigidity; hold cot close to left wall, thus providing width necessary for stretcher
A-603	CASKET ROLLERS (2) in tailgate—chrome plated—recessed
A-607	CASKET RACK—removable economy type w/adjustable bier pins
A-634	PLATE, covers tailgate aperture—automatic, spring loaded hinge

**Suggested List Incl. Excise Tax . . . . . \$372.89**

**PROFESSIONAL SERVICE — Model C-2**

A-307	LIGHT, dome for additional lighting in rear interior
A-308	LIGHTS (2), loading—automatically operated by tailgate
A-321	SWITCH, emergency—makes 2 front & rear turn signals flash
A-401	DRAPES (1), tailgate window } Mounted on chrome frames with snap-on attachments
A-402	DRAPES (2), rear quarter windows }
A-403	DRAPES (2), second door windows }
A-601	CASKET RACK—removable w/adjustable bier pins and stops
A-602	COT HOLDER, with custom brackets which provide rigidity; hold cot close to left wall, thus providing width necessary for stretcher
A-603	CASKET ROLLERS (2) in tailgate—chrome plated—recessed
A-623	NAME PLATES (2), owner's name, removable in chrome sockets
A-624	FLOOR COVERING, patient's compartment, removable ambulance type washable rubber, gray color standard, red available
A-634	PLATE, covers tailgate aperture—automatic, spring loaded hinge
A-636	COWL PLATE (1)—"FUNERAL CAR"—removable

**Suggested List Incl. Excise Tax . . . . . \$570.60**

**COMBINATION — Model C-4**

**Includes ALL features of the C-2 Professional Service Car and C-3 Ambulance, as shown on the reverse side.**

**Suggested List Incl. Excise Tax . . . . . \$1344.25**

**ARLINGTON HEARSE — Model C-6**

A-307	LIGHT, dome for additional lighting in rear interior
A-308	LIGHTS (2), loading—automatically operated by tailgate
A-321	SWITCH, emergency—makes 2 front & rear turn signals flash
A-401	DRAPES (1), tailgate window } Mounted on chrome frames with snap-on attachments
A-403	DRAPES (2), second door windows }
A-416	LANDAU EXTERIOR PANELS (2) rear quarter windows—painted to match color of car
A-417	LANDAU INTERIOR TRIM PANELS (2) rear quarter windows, upholstered to match interior of car
A-603	CASKET ROLLERS (2) in tailgate—chrome plated—recessed
A-605	CASKET TABLE, deluxe—upholstered w/chrome fittings. Includes deluxe rug to cover seat hinges, floor edges and tailgate.
A-623	NAME PLATES (2), owner's name, removable in chrome sockets
A-631	FULL SLIDING GLASS PARTITION—upholstered to match interior
A-634	PLATE, covers tailgate aperture—automatic, spring loaded hinge
A-636	COWL PLATE (1)—"FUNERAL CAR"—removable
A-638	WHEEL HOUSE COVERS (2), deluxe rigid, upholstered

**Suggested List Incl. Excise Tax . . . . . \$1497.94**

**POLICE CAR COMPONENTS**


Police Departments all over the country are using converted station wagons for pursuit and rescue work. Select those items from the following list which best meet your department's requirements.

A-217	TELESCOPING COT—4 wheels w/elevation backrest for station wagons
A-218	TRACK AND WHEEL LOCKS (1) secures A-217 cot either extended or telescoped
A-301	LIGHTS, (2) front grille—red—with motor driven flasher
A-3023	LIGHT, top rotating (360° arc) permanent mount, Police blue dome standard, other colors avail.
A-307	LIGHT, dome (1) for additional lighting in rear interior for station wagons
A-308	LIGHTS, loading (2)—automatically operated by tailgate for station wagons
A-311	SIREN, behind grille—foot or horn ring control (specify which desired)
A-321	SWITCH, emergency—makes 2 front and rear turn signals flash
A-325	FAN, rear compartment ventilating, rheostat controlled for station wagons
A-340	SPOTLIGHT, flashing, portable w/detachable red lens—pistol grip
A-350	PLATFORM, radio support in trunk or wagon luggage compartment
A-351	CONDUIT, radio extends from radio platform to fire wall at cowl
A-524	RIOT SHOTGUN HOLDER—Adjustable—Split Second Release
A-634	PLATE, covers space between tailgate and bed of car—automatic spring loaded hinge.
A-695	PROTECTOR, metal screen, for driver's compartment (above & behind front seat)

# 1965 Chevrolet *Amblewagon*®

In 1965 there is a complete line of Chevrolet funeral cars ranging from the economical Service Car (Model C-1) to the luxurious Arlington Hearse (Model C-6) All are available in Biscayne, BelAir or Impala Station Wagons.


From the conversions described here, you can select the exact professional vehicle to meet your needs—and, *because all conversion components are quickly removable, get a fine passenger car too at no extra cost!*



*The Professional Car, C-2, illustrated above, is designed especially for removals and transportation. It also doubles as a flower car and general utility vehicle for hauling chairs and other equipment. In short, it will be the "work horse" for your establishment.*



*Model C-6, the Arlington, built on the luxurious Chevrolet Station Wagon makes a completely functional Funeral Coach. Note completeness of equipment listed to the left and illustrated above. All items are upholstered and painted to match car's original trim and colors.*



*Shown above is one Telescoping Stretcher, A-217, and two A-218 Tracks installed in a Station Wagon. Many cities use two Stretchers and Tracks for Police Pursuit and Rescue Cars.*

TEAR OFF THIS PRICE SHEET BEFORE TALKING TO CUSTOMER