




### **AUTO COMPASS**

A dependable compass with an illuminated dial, designed especially for automobile use.

The compass incorporates special type compensators to offset the masses of iron and electrical equipment in the automobile so that the directions of the compass can be quickly and easily adjusted.

**PART NO.  
985002**



### **LITTER CONTAINER**

Many states and cities have passed laws prohibiting the disposing of any litter on the streets or highways.

Most cities and states have heavy penalties for the violation.

The Corvair litter container is a handy container for storing all car litter and is made from a heavy gauge plastic and is waterproof, sanitary and can be easily removed for emptying or washing when necessary.

**PART NO.  
985276**

The two hooks can accommodate up to eight hangers. When not in use they can be lifted off the brackets and placed in the glove compartment.

The part number consists of one complete pair. Twelve pairs are mounted on an attractive counter display. Orders are to be in multiples of twelve part numbers.

**PART NO.**  
**985350—one pair**

### EMERGENCY TOOL KIT

A durable plastic tool bag with a clear plastic front with a good hammer, Phillips head screw driver, straight blade screw driver, three drop forge open end wrenches and a spark plug wrench.

The tools in the kit will serve most all minor road emergencies as well as many other uses around a boat or house.

**PART NO.**  
**988032**

### BACK-UP LAMPS

Provisions are made in all Corvair passenger cars and station wagons for the installation of back-up lamps.

Two lamps are available, one for passenger cars, one for station wagons with automatic or standard three speed transmissions.

For either passenger cars or station wagons with four speed transmissions, an adapter package, part number 985072, is required in addition to the lamp package.

The lamps are available as a factory option or for dealer installation.

**PART NO'S.**  
**985183—passenger car—part of F.O.A. 120**  
**985184—station wagon—part of F.O.A. 120**



## REAR DOOR ARM REST AND ASH RECEIVER

The arm rests frames are made of strong plastic and covered with a padded sponge rubber and a heavy gauge vinyl plastic to match the four interior trims of the Corvair and Chevy II passenger cars and station wagons.

The arm rests include an ash receiver in each of the arm rests for rear seat passengers. They serve a dual purpose, first as an arm rest to reduce fatigue, and as an inside door pull for closing the door.

Also available as a factory option.

### PART NO'S.


985308—Fawn

985310—Aqua

985312—Red

985313—Blue—Corvair only

R.P.O. 248




## PARKING BRAKE SIGNAL

The signal is mounted to the instrument panel with a switch on the parking brake assembly. The signal will flash a red warning when the engine is started and parking brake on, until the brake is released.

The signal can help save many costly brake repairs.

### PART NO.

985333






## WINDSHIELD WASHER

The single speed washer is available for dealer installation on Corvairs equipped with the single speed windshield wipers. The two speed windshield factory option (part of F.O.A. 120) has a windshield washer incorporated into the wiper assembly.

The single speed washer is basically the same type as it becomes an integral part of the single speed wiper assembly.

When the button in the center of the wiper control knob is depressed the wipers and washer are automatically started. When glass is clean the wiper motor is turned off.


**PART NO.**  
**985236**



## GREENBRIER WINDOW SCREENS

Attached to the two center windows on each side of the Greenbrier, these custom-made screens allow perfect, insect-free cross ventilation to the interior of the Greenbrier. And they're mounted so as not to interfere with the operation of the windows. Package includes four rustproof aluminum screens. Screws are provided for mounting in left side panel windows. Two pairs of brackets are provided for mounting in windows of double doors on right side. Extra pairs of brackets are also included for vehicles with optional double doors on left side.

**PART NO.**  
**985100**



## GREENBRIER CUSTOM CAMPER UNIT

A custom made unit that converts the interior of the Greenbrier into a combination bedroom, living room and kitchen. The complete unit is easy to install, yet converts back to the original vehicle in minutes.

The Custom Camper Unit consists of a couch base with two drawers, each 17½" wide, 30" deep and 8½" high. Two polyfoam couch-bed cushions, covered with a fabric to match drapes. Each cushion 24" wide, 63" long and 5½" deep. At night the cushions can be positioned to form either twin beds or a double bed.

Polyfoam bolster cushion at head of bed. 9" wide, 60" long and 3" deep. Fabric matches couch-bed cushions. Actually extends bed to 72".

Kitchen counter with full length Formica top and silverware drawer. Complete unit 15½" wide, 60⅝" long and 4⅜" high.


Rear storage wall, large center opening for cooler, luggage and miscellaneous items. Storage cabinet on right side contains clothes rod and features 8½" x 23" mirror on door. Left storage cabinet features two ½" thick shelves and identical mirror on door. Overhead center compartment, complete with door, provides additional storage 28⅝" wide, 15⅜" deep and 5½" high.

Vinyl floor, on ¼" plywood with chrome mouldings. Installed over standard floor. Door mounted table, 20" x 16" drop leaf top constructed of sturdy ½" plywood. Solid gumwood bracket and supports.

## GREENBRIER CARGO NET

Campers, sportsmen, families, resorts and hotels will appreciate this helpful aid which permits full use of Greenbrier's rear most cargo space. It's a nylon net, attached to the roof and floor behind the rear seat, enabling baggage and cargo to be stacked right up to the roof with no danger of toppling over on passengers. Made of exceptionally strong nylon mesh, the net is bordered with a white vinyl trim reinforced by steel rods at strap attaching points. Five heavy-duty adjustable straps permit easy installation and removal.

**PART NO.**  
**985104**



Coleman cooler, 7 gallon capacity. Corrosion-proof Royalite base and interior. Thermalock styrene insulation. Lift handle locks lid in place.

Coleman jug, 1 gallon deluxe model with shoulder spout and pitcher pour handle. Royalite base. Therma-lock styrene insulation. Easy-to-clean porcelain enamel liner.

Coleman Stove, single burner LP gas stove. Chrome-plated grill snaps off, easy to clean.

Eight sets of drapes with spring rods and hangers cover all side windows, rear windows and rear of front seat.

**PART NO.**  
**985103**



### **GREENBRIER DRAWER UNIT**



Sturdy, rattle-free drawer fits under intermediate seat. 15" deep, 35" wide and 7" high. Sliding top protects drawer against dust, makes it ideal for storing clothing, cameras, delicate instruments, camping gear or business records, without any need for dust protection wrapping. Drawer is also handy for sports equipment, children's games, parcels and small luggage. Slides on each side of drawer glide smoothly over tracks installed on top of seat frame. Friction latch attached to floor keeps drawer secure and rattle-free. Drawer can be installed to open either forward or to the rear, depending on seat position.

**PART NO.  
985105**



### **GREENBRIER CHILD BED**

A comfortable bed for a child that can be assembled quickly onto the front seat of the Greenbrier sports wagon.

When not in use folds down and can be stored in a minimum amount of space.

An ideal addition to the camper unit when additional sleeping room is required.

**PART NO.  
985359**



### GREENBRIER SHELTER UNIT

Handy tarpaulin finds many uses; as a four (4) pole canopy providing shelter and shade, as a windbreak, or as a protective covering draped over camping gear. 13 ft. long, 10 ft. wide at front and 7½ ft. wide at rear. Made of 10.10 oz. Army Duck in red and white colors to match tent unit. Comes equipped with four sectioned aluminum poles, two 8 ft. poles and two 7½ ft. poles, four ropes, four steel stakes and four steel rope tighteners. Shorter poles insure adequate slope for drainage. Tarpaulin is reinforced at strain points with Chrom-Leather for longer life.

**PART NO.**  
**985106**

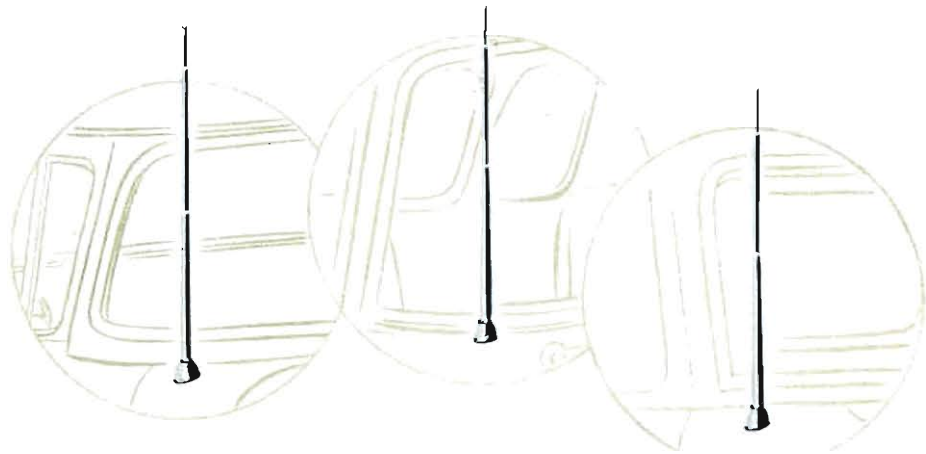


### GREENBRIER CUSTOM TABLE

Here's an ingenious table that converts the Greenbrier into a mobile office, dinette or recreation room, and serves double duty inside or outside the vehicle. Inside the Greenbrier, the table is set up ahead of the rear most seat, with optional third seat, second seat must be reversed to face the table as well. Large 2 ft. x 4 ft. table is firmly attached for inside use. For outside use, the unit is easily removed from the vehicle, and legs are attached to form a three-legged outdoor table. Out on the job, businessmen, engineers, surveyors and salesmen will appreciate the large desk surface. Families will find the table ideal for camping, picnicking, and use during long family trips.

**PART NO.**  
**985107**





## RADIO ANTENNA

Three antennas are available, one for standard cabs and panels, tilt cabs and the Series 95 cabs and panels.

All three antennas can be extended to about 57 inches and lowered to about 12 inches to prevent damage to the antenna in low clearance areas.

The antennas are capacity matched to the truck radio antenna coils to give maximum performance wherever there is a listenable radio signal.

Special bronze slide contact springs keep the antenna sections in positive contact to eliminate loose rod sections and noisy operating radios.

The antennas have a nickel-chrome finish to resist rust and corrosion.

### PART NO'S.

**988268—standard cabs and panels**

**988290—tilt cabs**

**988329—series 95**

## SEAT BELTS

Chevrolet belt webbing is made from top grade nylon yarn and dyed to a jet black that will not rub off or discolor clothing.

Chevrolet truck seat belts are approved in all states requiring approval of webbing, buckles and floor mountings.


The belts meet or exceed the specifications of the General Service Administration (G.S.A.), Civil Aeronautic Authority (C.A.A.) and Society of Automotive Engineering (S.A.E.).

The buckle on Chevrolet belts is the metal to metal type and can be released by the slightest pull on the buckle by the finger, where the cam type requires holding the cam open and pulling the entire belt completely through the buckle. In emergencies the cam type restricts a quick exit from the truck.

The belts can be installed on all truck models with cab or panel bodies including the series 95 trucks.

### PART NO.

**985180**






## POWER BRAKE

A hydro-vac type power brake that can be installed on all C10-20-30 series trucks for 1962.

The power brake unit is the same type as the R.P.O. 212 and can be installed without any modifications to the truck or brake system.

The power brake assures a positive smooth stop with very little brake pedal effort. Helps protect the cargo and truck.

**PART NO.**  
**988209**




## INSIDE REAR VIEW MIRROR BRACKET

The mirror bracket is designed to attach to the header panel in the center of the cab above the windshield and can be installed on all cab and panel model trucks.

The bracket places the rear view mirror at eye level and either the standard or non-glare rear view mirror can be installed on the bracket.

The bracket and mirror (987701) are especially recommended for all pick-up and panel trucks including the series 95 trucks.

**PART NO.**  
**988173**



### **LOCKING GASOLINE TANK CAP**



A chrome plated cap with a tumbler type lock in the center with two coded keys. The cap prevents gasoline from being siphoned from the tank and prevents anyone from putting anything in the tank without the keys.

Helps to discourage theft as the fuel cannot be replenished without the keys.

The cap can be installed on all production gasoline tanks including the series 95 truck.

**PART NO.  
988277**

### **ELECTRIC CLOCK**



A precision reliable clock with a sweep second hand and illuminated dial that can be installed on all model truck cabs and panels including the 95 series trucks.

The clock features automatic regulation and can be regulated by resetting the clock to the correct time. When the clock runs fast and is turned back to correct time, the clock movement is slowed down. When turned ahead will increase the speed of the clock movement.

After adjustment the clock will keep good time.

**PART NO.  
985329**

### **AUTO COMPASS**

A dependable compass with an illuminated dial that can be installed in all trucks including the 95 series.

The compass incorporates special type direction compensators to offset the masses of iron and electrical equipment in the truck.

Adjustment of directions on the compass can be obtained quickly and easily.

**PART NO.**  
**985002**



### **SPARE BULB CONTAINER**

A kit to carry an entire supply of spare bulbs and sealed beam units used on all model trucks including the 95 series truck. The kit holds two sealed beam units plus any assortment of 24 bulbs that may be used on the truck.

The kit is lined with a sponge rubber lining to protect the bulbs from damage. The kit is extremely valuable to over-the-road trucks.

An item as important to protection of the truck and cargo as insurance.

**PART NO.**  
**988019**





### COMMERCIAL BUMPER GUARDS

Upright guards that attach to the front bumper face bar to provide additional protection to the front end sheet metal and lamps.


The guards are stamped from heavy gauge spring bumper steel and are available either in a painted or chrome finish to match the production bumper face bars.

The guards can be installed on all regular commercial trucks.

#### PART NO'S.

988386—painted

988387—chrome



### BUMPER GUARDS FOR SERIES 95 TRUCKS

The guards attach to either the front or rear bumper face bar and provide additional protection to the vehicle.


The guards are stamped from heavy gauge spring bumper steel and are available either in a painted or chrome finish to match the production bumper face bars.

The guards can be installed on Corvans and cab forward pick-ups.

#### PART NO'S.

985070—painted

988373—chrome



## DELUXE AIR HEATER AND DEFROSTER FOR SERIES 95

A perimeter type heater that utilizes the engine heat rejection principle to provide fast heating and defrosting.

In basic operation, hot air from plenum chambers surrounding left and right hand engine cylinder banks is transferred through ducts to a rectangular chamber above the blower eye. Tempering air from the upper forward side of the engine blower shroud enters the blower inlet chamber when the air shut-off door located between the heater and engine blowers is opened. A pivoting door with an infinite range of control positions directly above the blower eye regulates the quantities of hot and tempering air operating the fan, heat and the air controls either separately or in combination, is forced through a transverse plenum chamber feeding the rectangular sheet metal ducts. A louvered opening at each end of the duct, slightly above floor level, directs the air flow to the front and rear compartments. The duct continues from the front compartment outlet to the left and right defroster nozzles. Each outlet directs air at floor level or to the associated defroster nozzle.

Available as a factory option or for dealer installation.

### PART NO.

985349

F.O.A. 138

## DELUXE GASOLINE HEATER AND DEFROSTER FOR SERIES 95


An aircraft type gasoline heater that can be installed in the cab forward pick-ups and Corvan panel trucks and supplies heat almost instantly when the engine is started.

The heater is controlled by adjusting the temperature control knob that actuates a bimetal helix thermostat located in the air stream of the heater. The thermostat controls a micro-switch that cycles the heater to maintain an even heat in the truck.

The gasoline heater is available for dealer installations only.

### PART NO.

985344



### **CAB CLEARANCE LAMP**

A streamlined lamp that can be attached to the cab roof at each corner of the cab or in the center of the cab roof.


The base of the lamp is a die-casting with a heavy chrome coating to prevent rust and corrosion. The amber lens and lamp is approved in those states requiring approval of clearance lamps.

The lamp package is complete with all necessary attaching parts and wiring harness.

The clearance lamps are available as a factory option on the 50, 60 and 80 series trucks and also available for dealer installation.

The part number covers one lamp.

**PART NO.**  
**985341**  
**F.O.A.127**



### **DOME LAMP FOR SERIES 95 PANEL BODIES**

The lamp can be attached to the roof panel of the corvan and Greenbrier models.

The lamp includes two door jam switches, one for the right front load door and the other for the left rear door. The lamp is connected directly to the battery circuit and automatically lights the lamp when either of the doors with the jam switches are opened.


The lamp lights the entire load area and permits easy loading or unloading at night.

The lamp is complete with all necessary attaching parts and wiring.

**PART NO.**  
**988346**







### **GLOVE COMPARTMENT LAMP**


Provisions are made in production for installation of the glove compartment light on all C-K-L and M series trucks.

The hole for the lamp in the glove compartment has been prepunched in production for quick easy installation of the lamp.

The lamp automatically lights when the glove compartment door is opened.

**PART NO.  
985273**

### **CIGARETTE LIGHTER**



An automatic release lighter with a lamp attached to the lighter housing for easy replacement of the lighter element into the lighter well at night.

The element is equipped with an ash shield to help prevent live ashes and sparks from dropping on cloth or upholstery.

A thermo-spring holds the element in the socket until properly heated for use and then automatically releases the element.

Also available for the series 95 trucks.

**PART NO'S.  
988072—regular trucks  
985237—series 95 trucks**

## NON-GLARE REAR VIEW MIRROR AND BRACKET

A glare proof mirror that will remove the glare of headlights at night and a clear vision in the daylight.

The mirror, a wide angle prismatic type, is changed from clear to non-glare by the flip of a tab at the lower edge of the mirror. The tab is marked "day" and "night" to identify the mirror position. The mirror mounts to the special bracket that is available for the mirror and mounts to the header panel in the center of the cab just above the windshield. The bracket can be ordered under part number 988173.

### PART NO'S.

987701—mirror


988173—bracket




## HIGH QUALITY FIRST SURFACE CHROME MIRRORS

## MIRRORS FOR ALL MODELS AND TYPES OF TRUCKS

81








### **DELUXE SERIES 95 OUTSIDE REAR VIEW MIRROR**

A 7½ x 10½ inch first surface chrome glass mirror that can be installed on all series 95 pick-ups and Corvan panels.

The mounting brackets are designed to eliminate vibration of the mirror under all driving conditions. The cameo white finish reduces rust and corrosion.

The mirror can be installed as a right or left hand mirror without any additional parts.

**PART NO.  
985285**



### **5 x 7 INCH REAR VIEW MIRROR HEAD**

The same mirror head as used in the 985278 accessory mirror.

This replacement mirror head can be used as a replacement on a number of different make mirror arms.

**PART NO.  
985280**



### **7 x 16 INCH REAR VIEW MIRROR HEAD**

The same mirror assembly as used in the 985284 and 985283 accessory mirrors.

The mirror glass is the first surface chrome type and will not fog or discolor.

The mirror will fit a number of other makes of mirror brackets with the same size mirror head.

**PART NO.  
985282**




### **7½ x 10½ INCH REAR VIEW MIRROR HEAD**

The same mirror head assembly as used in the 985285 accessory mirror.

The mirror glass is the first surface chrome type that will not fog or discolor.

**PART NO.  
985286**





### LEVEL FLOOR UNIT FOR SERIES 95 TRUCK

The level floor unit consists of all the necessary sills, brackets and hardware for installation on the R 1244 except the wood flooring. Dealers are to secure the plywood locally.

To install the unit on the R 1254, an additional adapter part number 985306 is required.

#### PART NO'S.

**985305—floor unit**

**985306—adapter for R 1254**

### RADIO AND ANTENNA FOR REGULAR TRUCKS

The radio set is of the latest design using four low voltage type tubes and two transistors, one being a high power audio output transistor with improved bass. Other features are straight line tuning, 6 x 9 inch high energy speaker, printed circuit and automatic volume control.

The outstanding features of the radio assures excellent tone quality, good station selectivity and performance that can be enjoyed at all driving speeds.

Complete with all necessary attaching parts and engine noise suppression material.

A truck radio designed to withstand the most rugged use on a large truck for a long period of trouble-free service.


The radio can be installed on all model C-K-L and M trucks with cab or panel bodies except tilt cab.

Available as a factory option for dealer installations.

#### PART NO.

**985225**

**F.O.A. 123**



## RADIO AND ANTENNA FOR SERIES 95 TRUCK

A manual tuned radio for the series 95 pick-ups and Corvan panel trucks.

A modern truck radio with all the latest electronic features including printed circuit board, automatic volume control circuit, straight line tuning, high energy speakers and genuine Chevrolet quality.

The radio uses four low voltage type tubes and two high gain audio transistors. One transistor is a high power audio transistor assuring sufficient undistorted power output for all driving conditions.

Available as factory option or for dealer installation.

Complete with all attaching parts, engine suppression equipment and antenna.

**PART NO.**  
**985202**  
**F.O.A. 123**




## RADIO AND ANTENNA FOR TILT CAB TRUCKS

A four tube and two transistor radio designed especially for the tilt cab trucks complete with antenna.

The radio includes the newest features used in electronic equipment including printed circuit board, automatic volume control circuit, straight line tuning, high energy speakers and genuine Chevrolet quality.

Available as a factory option or for dealer installation.

**PART NO.**  
**985226**  
**F.O.A. 123**






## FLARE REFLECTORS

Three double reflector flares in a rattle-free holder that protects the flares from damage and makes storing in the truck easy.

The reflectors are of lucite with a candle-power reflection reading that exceeds state and I.C.C. requirements. The lenses swing from the base and lock in an upright position and can be seen easily day or night.

The hand cam action on the holder makes it easy to remove or replace the flares in the holder.

**PART NO.  
988293**



## ARM REST FOR STANDARD CABS AND PANELS


Made on a sturdy frame, using foam rubber padding and covered with vinyl leather to match the cab interior.


The arm rest serves a dual purpose to reduce driving fatigue and as an inside door pull for closing cab door. Part number covers one arm rest and can be installed on either the right or left hand door.

The arm rest can be installed on the series 95 truck with the addition of a 988410 adapter package.

The part number covers one arm rest.

**PART NO'S.  
985231—arm rest  
988410—adapter for 95 series trucks**





### **VENTSHADES FOR REGULAR CABS AND PANEL TRUCKS**


Stainless steel shades that attach to the top edge of the window opening of the cab or panel doors.

Provides ventilation in the cab on rainy days and assists in reducing window steaming and fogging.

Windows can be left partly open to allow heat to escape without danger of rain entering the cab.

The underside of the shades are finished in a soft green to reduce sun glare.

**PART NO.  
988127**



### **VENTSHADES FOR SERIES 95 TRUCKS**

Stainless steel shades that attach to the top edge of the window opening of the cab or panel doors.

Provides ventilation in the cab on rainy days and assists in reducing window steaming and fogging.

Windows can be left partly open to allow heat to escape without danger of rain entering the cab.

The underside of the shades are finished in a soft green to reduce sun glare.

**PART NO.  
985025**