

MR. D. C. WILSON
CHEVROLET MOTOR DIVISION
GENERAL MOTORS CORPORATION
P. O. BOX 1439
OAKLAND 4, CALIFORNIA

CHEVROLET - CENTRAL OFFICE

DIVISION OF GENERAL MOTORS CORPORATION
DETROIT 2, MICHIGAN

TECHNICAL SERVICE BULLETIN

Technical Service Department



APR 6 10 05 AM '63

SUBJECT: FRONT PINION SHAFT OIL SEAL LEAKAGE -
1960-63 CORVAIR W/POWERGLIDE

BULLETIN NO. TSB #886
DR #590
SECTION IV

TO: ALL CHEVROLET SERVICE PERSONNEL

DATE May 1, 1963


Axle lubricant leakage into the transmission on subject vehicles may be due to a faulty or worn axle front pinion shaft seal.

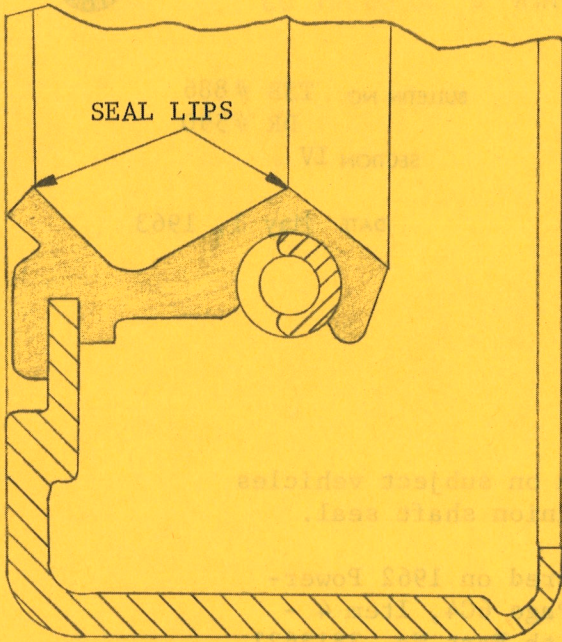
In cases where a leakage problem is encountered on 1962 Powerglide axles, the existing single lip seal (Page 6C4, Item 4 - 1961 Corvaire Shop Manual) may be replaced with Part No. 3813621 double lip seal. On 1960-61 Powerglide axles, the existing Part No. 6256074 single lip seal should be installed with the lip pointed toward the axle as shown on Page 2 of this Bulletin.

Beginning with October 2, 1962 production, all 1963 Corvaire Powerglide axles incorporated the new double lip seal with the sealing lip having the garter spring installed toward the axle, to correct lubricant leakage into the transmission.

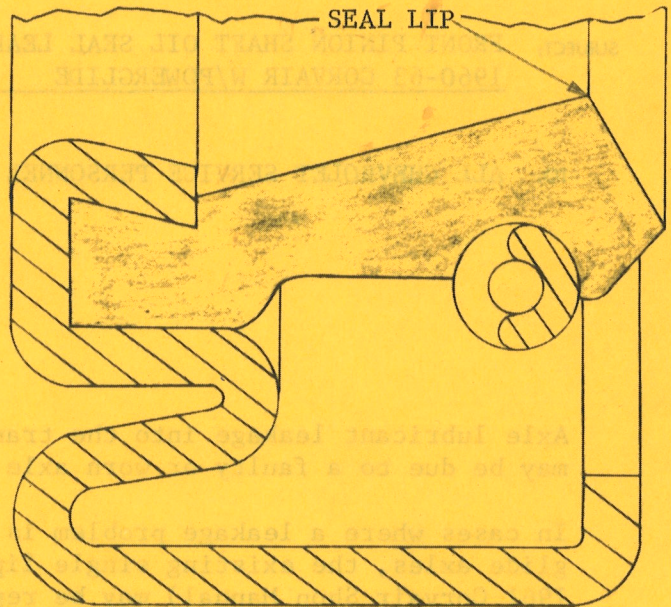
Director, Technical Service Department

ADJ/afm
c: TSB List





1962-63 3813621



1960-61 6256074

Sealing lip with garter spring must be installed toward axle -
 Both type seals. Care should be taken when installing the seal
 not to distort the metal seal housing.

PARTS DATA

<u>Part No.</u>	<u>No. Required</u>	<u>Description</u>
6256074	1	Hypoid Shaft Oil Seal Assy. - 1960-61 Corvair
3813621	1	Hypoid Shaft Oil Seal Assy. - 1962-63 Corvair

FLAT RATE

<u>Operation No.</u>	<u>Time</u>	<u>Description</u>
H04068	3.8 hrs.	Pinion Shaft Front Oil Seal - Replace Includes R & R Power Train