



CORVAN ANTICS

VOLUME 6

NUMBER 4

WINTER 1978



RAMPSIDE/LOADSIDE




GREENBRIER SPORTSWAGON



CORVAN

(courtesy Chevrolet Motor Division)

Introducing:



VITAL STATISTICS:

Founder -----	---Ken Wilhite 4620 Georgetown Ct	Indianapolis	In 46222
President-----	Edwin Gridley Box 158	Franklin	In 46131
Secretary/Treasurer-----	Caroline Silvey Box 68	McCordsville	In 46055
Director-East-----	Mark Ellis Box 410	Dublin	Pa 18917
Director-Central-----	Vacant		
Director-West-----	Vacant		
Convention Chairman-----	Tom Silvey Box 68	McCordsville	In 46055
History Consultant-----	Dave Newell 1481 Hamrick Lane	Hayward	Ca 94544
Editor-----	Dave Anderson 423 David Lane	Mason	Oh 45040
Technical Editor-----	Nico DeJong 3422 Veralta drive	Cedar Falls	Ia 50613
Technical Advisors-----	Walley Brenneman RR1	Kalona	Ia 52247
	Dean Hansen 9825 Oso Ave	Chatsworth	Ca 91311
Newsletter Deadline-----	First day of each quarter 3/1;6/1;9/1;12/1		

CORVAN ANTICS is published quarterly by CORVANATICS, a chartered chapter of CORSA and Corsa membership is required. CORVANATICS dues are \$5.00 per year and should be sent to the Secretary/Treasurer. CORSA dues are \$12.00 per year and should be sent to: CORSA, INC, P.O. Box 2488, Pensacola Fl 32503.

Club merchandise available: Window decal \$1.00 ea; Club stationery 5¢/ sheet, Envelopes 5¢ ea Back Issues of the Newsletter \$1.00 each Complete set 25% off (prepaid). Order all items from Secretary?treasurer.

Items for publication are always welcome and should be sent to the Editor

PRESIDENTS CORNER:

Strange; Pat should choose "The Boss" as my title in the last Newsletter. I can't even convince our grandson of that. He says I can "be the boss" until his parents show up; then I'm just plain Paw. In fact it took quite some time to convince him that I should be the boss at all. It has been a family joke around our house for some time. Who is the BOSS?? I never win.

I do hope to have the club support and backing given to Pat & Cecil these past years. I'll do my best; but the membership is what the club is all about. How about asking a friend to join? Contribute to your Newsletter.

I hope to meet a lot of you at some of the upcoming events this summer and any ideas or recommendations you have will be considered.

Dave Anderson has consented to give the newsletter a try and we are very thankful for that. He is in the Cincinnati Ohio club and just stepped down from their newsletter editor. He has been the cartoonist for Corvan Antics for a few years. He feels as we do that a regular newsletter is a must and hopefully will be able to keep this up.

A Corvanantics meeting is on the agenda for the Atlanta, Ga meet in June and is scheduled for 6:30 on June 30-th. Also a 1st place trophy is to be given for FC of a Corvanantics member. Tom Silvey is our National Chairman and is setting up arrangements for the National and already has a room set up for the meeting. We are presently trying to get a trophy as in the Atlanta meet. This National, of course, is in Detroit, Michigan in Aug.

A big thank you to Cecil and Pat Miller for carrying the whole ball of wax for Corvanantics and keeping it going these past few years. With the work divided up I am hoping it will be easier for all of the officers and directors to keep Corvanantics alive and well.

ON THE COVER:

Well folks meet the new Editor. Standing there next to his multi-colored Greenbrier trying to hide the engine that has given up and is on the floor. Note the carefully stacked parts on the roof and that tire is not really holding up the rear end of the van (its on jack-stands). Also note the reminder in back of him that he better get busy and get those new brake lines in and new (different) engine installed. Keep smiling.....

FROM THE EDITOR'S DESK;

My name is Dave Anderson (alias Gene Brier). You have probably noticed my name in CORVAN ANTICS before but now I've taken the BIG step from cartoonist to EDITOR. I was the editor of the Corvair Club of Cincinnati's newsletter the NEGATIVE CAMBER for about 5 years and in January turned the reins over to John Bennetto (a fellow Corvanatic). But doing a newsletter somehow gets into your blood and some of my friends (?) also volunteered my services to Ed Gridely at our swap meet this winter.

As the new editor I believe the most important thing to do is to get the newsletter back on schedule. Although my calendar says "SPRING" it was snowing this morning in southern OHIO so we will make the first edition WINTER. In about a month or so you will get another, the full blooming spring and we will be back on track.

I have been getting information, data names & adresses, old stuff, new stuff and other assorted newsletter things from all over so please bear with me until I can get a handle on everything. The first thing is to check your mailing label to be sure that the spelling is ok and the numbers are correct.

I have found in the past that a newsletter of this sort is what the members put into it. I am just the editor, you are the feature writers. The story of mine in the Fall edition "Loadside Lunacy" on how I got involved in 95's is what I mean. If you have any experiences with your 95's write it down and send it to

me. If you had sent in something before and it didn't get printed, send it in again (I won't promise that it will get published this time but another persons opinion sometimes helps) The idea of the newsletter is NEWS and INFORMATION. Who else will even talk to you about CORVAIR 95 Series.

So PLEASE if you have any tips, hints, questions, answers, jokes, stories, experiences or what ever jot it down and send it to me. (It doesn't even have to be typed just legible). If you would like to see the CORVAN ANTICS change or stay the same just let me know. Remember this is your NEWSLETTER--- I will just put it together. I am not much of a traveler so I would like for those of you who do to take some pictures at different events to show others that 95's are out there and are the work-horses of Corvairs. Black and white film is cheap and does copy good.

Now to sit back and let all the mail roll in, right?...right!! Keep those cards and letters coming in folks.

Keep on truckin'

This is not the usual roster but one printed on the computer as were your mailing labels. We have included everyone whose name I received but if your renewal date was 1978 this is your last issue! PLEASE RENEW. THANKS.



CORVANATICS

THE FORWARD CONTROL CORVAIR PEOPLE

CAMPING VANS - BUY OR BUILD 'EM - PART IV: FITTING OUT THE INSIDE*:
(submitted by Pat Miller; cont'd from Fall '78 and preceding editions.)

Chatman decided to keep the furniture simple. Instead of elaborate built-ins, he chose a large ready-made dresser that provides 10 drawers of storage and fits across the van behind the front-seat partition. Its top serves as a counter.

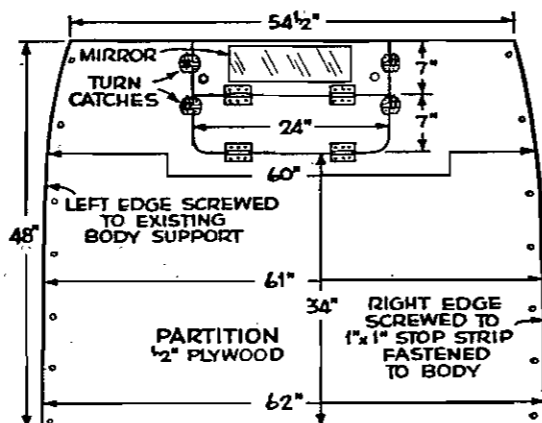
Only one bed is permanently installed, and this doubles as a sofa by day. The other bed is set up on a folding plywood support that raises its front end level with the higher cargo deck at the rear. Both beds have 4"-thick foam-rubber mattresses.

For cooking, there's a two-burner propane stove and a portable charcoal grill. Other equipment includes a 10-gallon water tank, chemical toilet, small gas heater, and two plastic ice coolers - one for food, one for cold drinks. Washing is done in a plastic basin. A drain hole cut in the floor lets you dump dirty water through a funnel without going outdoors.

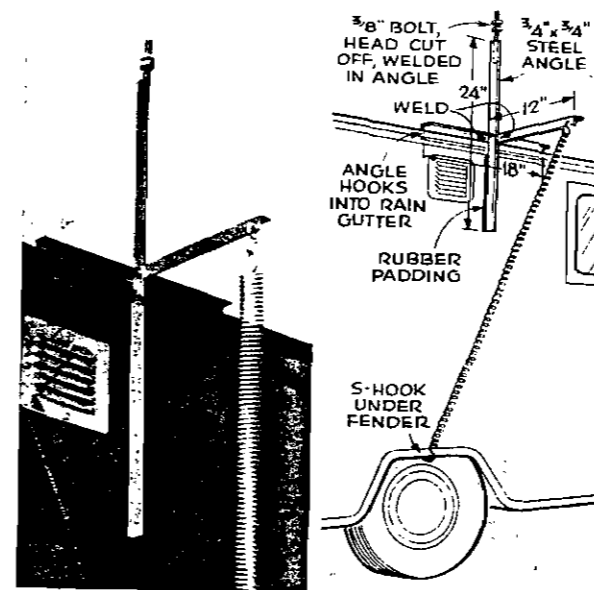

A 110-volt outlet on an extension cord is kept handy for plugging into power lines available at public campsites and trailer parks. With this, you can run a toaster, hot plate, electric shaver, lights, power tools - any standard household appliances.

The interior is kept ventilated by a marine-type deck vent mounted on the roof and an exhaust fan on a rear wall. A two-section hinged panel at the top of the forward partition can be closed for privacy or opened to give the driver an unobstructed view through the rear of the van. Roller shades on the windows give full privacy throughout the camper.

* Reprinted with permission
from POPULAR SCIENCE
Copyright 1963
POPULAR SCIENCE PUBLISHING CO.



Plywood partition behind driver's seat gives privacy in living quarters. Ready-made dresser below is 57" wide, fits exactly across van. Drop-down table on door at left is 18" by 23".



Rear edge of awning is supported by ingenious brackets that hook into the rain gutter. They're held in place by tension of long springs hooked under the fenders. Two nuts at the top allow the awning to be adjusted up or down until its edge fits snugly in the gutter.



TECH TOPICS by Nico DeJong... Please send technical questions pertaining to Forward-Control Corvairs direct to one of CORVANATICS' technical advisors, listed on inside front cover for best results and quickest reply. Advisors are requested to send me a copy of all questions and answers for possible publication in this column. NICCO

FORWARD-CONTROL CORVAIR QUESTIONS AND ANSWERS:

- Q. "How do you convert the bench seat in a '65 Greenbrier to bucket seats?" Patrick Tobin San Diego Ca.
- A(1) "The easiest way is to use the Corvan Standard bucket seats. The problem is locating the seats"
- A(2) "CORVAN ANTICS Vol 2 No 1 Carried

a 2 page illustrated article by Lee Hart on how to install '66 Ford Mustang buckets in your Greenbrier, Corvan, Loadside or Rampside Xerox attached and back issue ordering instructions are on the inside cover of every C.A." Dean Hansen Chatsworth, Ca.

CLASSIFIED....


For Sale: Early Greenbrier Camper kit \$175
Front grill \$15
J.H.Tulley, Rt 4 Box 88,
Kingston, Tenn 37763

Wanted: Two Greenbrier (1965) front door emblems and a 3:89 A.T. differential
L.J. Richitt 2817 Marshall St
Falls Church Va 22042

Wanted: Gas Heater for F.C.
Mark Veneklasen, 12338 Montana Ave
Los Angeles, calif 90049

Wanted: Good '61 truck (std) interior, seats or covers
Ed Gridley, RR2 Box 158
Franklin, Ind 46131

Gene Brier
& his buddy "F.C."



D. Anderson

WHY DON'T WE JUST FORGET ABOUT THIS ONE?

CORVAN ANTICS

423 DAVID LANE

MASON, OHIO 45040

FIRST CLASS

