

MAY 92

Wow, am I fired up for this year's version of WPCD Day at the drag strip!! Our red Corsa coupe has new piston rings and bearings. If she breaks in by May 24, I hope it correlates into better times this year. I sure hope you guys are fired up too, since the event results in a lot of attention to the Corvair. YES, VIRGINIA, WE NEED CORVAIRS FOR THE FOLKS TO CHECK OUT AND ADMIRE. Please attend WITH YOUR VAIR whether you race or watch, it's a fun day either way. Several other old car clubs have been invited also. See you this Sunday!

## FIVE YEARS AGO IN "THE JOURNAL" -- by Al Friend

Five years ago, the Miller's '63 Monza convertible took a first at Meyersdale, in spite of the cold weather up on that mountain. Prez Dale Smith published a pullout centerfold calendar of upcoming events for everyone's refrigerator door. The Strip District "Shop 'til You Drop Tour" was a tremendous success.

Jean Brill outlined the May '87 event. It was a visit to the Overholt Homestead Museum and the Valley Scenic Railroad and restaurant. The speaker at the May '87 meeting was a college friend of Dale Smith's, and the subject was insurance.

## PREZ SEZI

With nice weather coming (hopefully), we should start thinking about getting the cars out of storage and show them off. Our time of the year is approaching fast . . . so if the weather is nice, bring your car to the meeting. Get there a little early (while we have some daylight) so everyone can admire and do our favorite thing - talk (one thing we really do great, "TALK"). Some of our newer members have never seen our Vairs, so let's see how many we can have at this month's meeting.

Also, call a friend. Bring them, or have them drive their Corvair. Some members just need to be reminded the meetings are the 4th Tuesday of the month.

## TIDBITS OF INTEREST -- by Dale Smith

Please remember the various cruises that are available to participate in. Several of us go to The Grove almost every Sunday night, beginning at 4:00 p.m. This is an enjoyable outing where you can see cars of all types, and your driver would be welcome. On any given Sunday evening, you will probably find the Goffs, the Smiths and Bob Donnelly, to name just a few. Please make an effort to drop in and join us. The entire family will enjoy it.

As a reminder, don't forget to mark your schedules for the July 4 parades and picnic. We are committed to having at least 10 cars in Brentwood for their parade and at least five in Canonsburg. Details will be spelled out at a later date, but for now, please mark your calendar. In both cases, lineup is at approximately 9:00 a.m.. After the parades, there will be a Club picnic on the Smith's back porch. Hot dogs, hamburgers and cold drinks will be provided. Feel free to bring (or not bring) anything else you may wish. Again, the June issue will have details on these two parades and picnic.

As most of you know by now, Pittsburgh is becoming a movie capital in the East. Currently being shot here is a mini-series depicting the early years of the Jackson Five. Unless Spearmint finds herself on a cutting room floor, she has a great scene in a steel mill parking lot. You may not recognize the Smith's Lakewood at a glance, because for this scene Spearmint is wearing Indiana license plates fore and aft.

Rumor has it Corvair clutches are slightly better constructed than those found in the Model A. I personally don't know about this; maybe some of you want to ask around in the Club.

## WPCD CLUB LIBRARY ---- (Editor's Note)

All of WPCD owes Hal Goff a major word of thanks. Hal took a significant part of his life last month to read, organize and catalog our Club library. The following information tells you what we have in the Club library, as well as a complete list of the CORSA Communiques in our Club library. We are also printing from the CORSA Communique a complete list of tech subjects and the month and issue they can be found in. By referring to that listing and the library information, you can check out practically any issue required for a given project. As a reminder, the Club library resides at Hamlin's in Kirwin Heights. Please make a special attempt to thank Hal for the tremendous effort he put into this project.

Ellen Smith

## WPCD LIBRARY AS OF APRIL, 1992

CORSA Communique magazines (November '77 thru December '91)

Vair Street Journals

Corvair articles, miscellaneous newsletters

Car magazines

American Corvair parts books (3)

Maintenance video tape (engine tune-up)

Photographs

Books -- "Assassination of the Corvair"  
 "The (In)complete Corvair Story" (2)  
 "How to Hotrod Corvair Engines"  
 "1962 Corvair Owner's Guide"  
 "1965 Corvair Chassis Shop Manual"  
 "1966 Corvair Chassis Shop Manual Supplement"  
 "Overhauling the Differential Carrier"

"The Corvair Decade"  
 "Corvair Restoration Book"  
 by Bill Artzberger

MAY 92

WPCC LIBRARY OF COMMUNTIQUES

1977	1978	1979	1980	1981	1982	1983	1984
		JAN	JAN		JAN	JAN	JAN
		FEB	FEB	FEB	FEB	FEB	FEB
			MAR	MAR	MAR	MAR	MAR
		APR	APR	APR	APR	APR	APR
	SUMMER	MAY	MAY	MAY	MAY	MAY	MAY
		JUL	JUN	JUN	JUN	JUN	JUN
		AUG	JUL	JUL	JUL	JUL	JUL
	SEP	SEP		AUG	AUG	AUG	AUG
	OCT	OCT	OCT	SEP	SEP	SEP	SEP
NOV	NOV	NOV	NOV	OCT	OCT	OCT	OCT
	DEC	DEC	DEC	NOV	NOV	NOV	NOV
				DEC	DEC	DEC	DEC
1985	1986	1987	1988	1989	1990	1991	1992
JAN	JAN	JAN	JAN	JAN	JAN	JAN	
FEB	FEB	FEB	FEB	FEB	FEB		
MAR	MAR	MAR	MAR	MAR		MAR	
APR	APR	APR	APR		APR		APR
MAY		MAY	MAY	MAY			
JUN		JUN	JUN		JUN		
JUL	JUL	JUL	JUL	JUL	JUL		
AUG	AUG	AUG		AUG	AUG		
SEP	SEP	SEP	SEP	SEP	SEP		
OCT	OCT	OCT	OCT	OCT	OCT		
NOV	NOV	NOV	NOV	NOV	NOV		
	DEC	DEC	DEC			DEC	


Please note especially the missing issues. If you have one and haven't returned it, please do so. In the event you have Communiques of your own that will fill in voids for the Club and wish to make a donation, it would be greatly appreciated.

ATTENTION OLD CAR OWNERS

THE WESTERN PENNSYLVANIA CORVALIS CLUB SPECIALLY INVITES VETERAN OLD CAR OWNERS AND OLD CAR CLUBS TO JOIN US FOR AN AFTERNOON OF FRIENDLY, NOCTURNE DRAG RACING AT THE KRISTINE RACEWAY IN NEW ALEXANDRIA, PA. DETAILS BELOW.

BRING THE SPONSOR AND KIDS; THIS IS A FAMILY FUN EVENT.

FOR ADDITIONAL INFO, CALL AL OR GAROLM PHOENIX (412)325-2508



DATE: Sunday May 24, 1992 (Memorial Day Sunday).

TIME: 11:00 A.M. (You can even sleep in).

RACING PLACE: The mini mall lot near the Corner Restaurant, across from Grubik Chevrolet, on Route 22, just west of New Alexandria. (Where Routes 22 & 981 intersect).

PRICE: Only \$10 per car, including everything you can stuff into the car!

RAIN DATE: If it's raining, call 668-7600 for the track's recorded message. If racing is on, we're on too. If racing is cancelled for the day, the next Sunday, May 31 becomes our race day and everything else remains the same.

SNACK BAR: You bet, or bring your own goodies (No alcoholic beverages please).

RACING FUEL: Turbo Blue is sold at a nearby Amoco station.

CAN I JUST COME TO WATCH: Certainly, come and join in, hopefully in your old car, race if you like what you see, or just be a cheerleader.

FOR SALE

'63 Spyder turbo, conv, excellent white, white, red int. \$6000

Terry 412/561-3178

'63 Spyder turbo, all original, perfect example, white walls, Kelsey Hayes knock-offs \$9500

Bob Neilson 412/942-1000

'63 Green, 4-door \$1500

'64 4-door \$300

215/767-2597

'65 Monza coupe, 110/auto, maroon w/blk int., minimal rust, pictures on req 716/941-5535

'65 Monza, 4 dr., 30K, 110 hp, auto, evening orchid, blk, int, running, inspected thru 2-93, DRIVER \$1495 obo.


412/343-3322

'68 Monza coupe, 60K, 110 hp, auto, blk, int. -- best offer

412/354-2546

Doors, hoods, trunk lids, windshields & back windows, an engine with 4 carburetors -- all for early \$275

Guy Davis 412/836-0050



# Tech Topics Index

The revised index for Tech Topics through the September 1990 issue of the *CORSA Communique*.  
Original by W.S. McVicker and Bob Helt, revised by Peter Jacobs.

This revised index covers Tech Topics published from 1976 to date. Every effort has been made to ensure completeness and accuracy. Although this index cites everything published during that time, some items are no longer considered accurate or useful. Note later references for additions or corrections.

You may obtain a free copy of a specific tip by sending a large self-addressed stamped envelope, with requested title, month, and year, to:

**Communique Technical Editor**  
Larry Claypool  
21403 S. 80th Avenue  
Frankfort, IL 60423

For additional technical help, contact any of CORSA's Technical Advisors whose names are listed elsewhere in this issue.

The CORSA Technical Guide is a highly recommended reference for Corvair repair. It includes many of the best articles in this index, all carefully selected and reviewed. See the back cover of this magazine for ordering information.

## Air Conditioning and Heating

<b>Air Conditioner</b>	
fan switch replacement	May 85
fast idle solenoid	May 85
relay for improved clutch action	Jan 79
tips	May 86
<b>Defroster</b>	
early model improvements	Mar 82
late model improvements	Sep 83
modifications	Nov 81
<b>Heating</b>	
adjustments	May 86 Dec 89
better heating tips	Dec 78 Dec 89
Corvair heater	Jul 76
tunes: detector, leak fix method	May 87 Feb 88
gas heater combustion hose replacement	Sep 83
gas heater repairs and tips	Nov 82 Feb 88
high volume blower	Mar 79 Oct 79 Mar 81
high volume blower motor relay	Dec 88
hose causes short circuit to battery	Jun 76
hose fix	Mar 79 Dec 82
hose helpers	Oct 84 Mar 90
information: general (3 segments)	Mar 82
mouse screen	Mar 85
preventive maintenance on heater	Jul 76

## Body

<b>General</b>	
accelerator linkage: cure sticking	Dec 85
accelerator linkage bushing replacement	Dec 89
air dam from small Chev truck	Sep 84
bumper reinforcement for towing with FC	Mar 82
chemical de-rusting	Oct 85
designers dictionary	Oct 85
door hinge cleaning	Aug 88
emblem removal	May 84
engine lid spring '60-64	Sep 85

fibreglass repair tip	Jun 86
floor: fibreglass fix	Jan 80 Sep 82
gas filler door lock	Nov 84
gas filler door refinishing	Jul 87
headlight area: re-shape for perfect bezel fit	Jan 87
hole patching: small	Dec 85
roof rack for Corvair 95s	Oct 88
underbody repair	Jul 81
welding two halves together	Jul 80

<b>Leaks</b>	
detection	Oct 84 Mar 85
early: fix	Oct 84
early: Iron! floor at heater duct	Feb 77
early: rain gutters	Mar 77
trunk	Dec 77

<b>Locks</b>	
deck lid lock	Nov 76 Nov 84 Jan 86
engine access door lock: '64-65 Greenbrier	Nov 86
gas filler door	Nov 84
how to re-key cylinders	Dec 84

<b>Paint</b>	
care of	Dec 82 Oct 85
guide to repainting	Dec 81 Nov 88-Aug 90
high heat	Dec 85
masking tip	May 84 Oct 86 Nov 86
spray cans: matching	Dec 82
straight stripes: lip	Dec 87
touch-up	Jan 81
trunk painting	Aug 89
types and costs	Apr 79

<b>Roof</b>	
sunroof installation	Aug 88

<b>Rust</b>	
chemical de-rusting	Oct 85
combat of	Jan 81 Jun 81
fibreglass floor pan repair	Feb 78 Sep 82
fibreglass repair panels	Jan 80
late model windshield repairs	Nov 83 Dec 83
pillar and rocker panel repairs	Dec 82
prevention of	Oct 75
prevention: keep it clean	May 79
prevention: spring cleaning tips	Apr 79
prevention: uses of Texaco Compound 'L'	Feb 79
removal	Jun 80 Jun 81 Mar 84
repairs	Jan 77
screen for catching leaves	Dec 80 Oct 83
underneath undercoating	Nov 80
use fish oil to prevent rust	Nov 80

<b>Trim</b>	
chrome: blacking out	Jun 86
convertible: fix broken pinch molding	Aug 80
polishing	Jun 80
restoration of bright parts	May 85
rocker panel trim substitute: late model	Dec 79

<b>Trunk</b>	
power release	Jan 82

<b>Weatherstripping</b>	
forward control substitute	Jan 80 Jan 87
weatherstrip: early door strip for engine lid	Nov 86
weatherstripping removal	Jun 86 Jan 88

<b>Window</b>	
channel replacement tip	Mar 85
convertible top window cleaner	Mar 90
removal tips	Mar 81 Feb 82
sealing	Dec 82
tilting	Nov 84
vent lightener	Dec 82

<b>Wiper Area</b>	
removal	Sep 78

## Brakes

<b>General</b>	
bleeder covers	Feb 83 Dec 85
bleeding: easy tip	Aug 88
bleeding: pressure	Jan 79 Oct 80
discs: into late model	Jun 85
drums: late model	Jan 83
FC rear cylinder & hose replacements	Oct 85
fluid: don't mix silicone and standard fluids	Nov 84
fluid: silicone	Sep 77 Nov 81
hoses: replacement	Jul 79
hoses: replacement for FC	Oct 85
line inspection	Mar 79 Feb 82
line replacement	Dec 84 Mar 85
master cylinder (dual) beware replacements	Mar 83
master cylinder: convert to dual master	Apr 88
park brake cable (rear) changing	Aug 80
park brake cable bushing	Jul 86
park brake checks	Sep 81
park brake warning light installation	Jun 79
personal experiences	Dec 80
testing	Dec 82

## Electrical

<b>Accessory Information</b>	
ammeter installation	Jan 80
overall checkup	Jan 80
tachometer: late Monza	Sep 85

<b>Battery</b>	
acid: beware of troubles	Mar 84 Jul 84
charging safety	Mar 81
corrosion fix	Mar 81
covers: stock	Jan 85
disconnect causes voltage surge	Jul 79
early model	Sep 82
early model part numbers	Mar 81
general	Apr 83
new technology	Sep 84
replacements: recommendations	Nov 79
switches	Feb 82 Aug 82 Feb 83

<b>Gas Gauge</b>	
how it works	Feb 80

<b>Horn</b>	
early model	Jan 83
repair	Jul 80

<b>Lights</b>	
early model modernization	Oct 79
flashers: 4-way schematic	Dec 79
flashers: 4-way for early model	Jan 76
flashers: defeat self-cancel 4-ways	Jun 79 Aug 79
headlights: installation made easy	Oct 88
headlights: quartz iodine	Nov 80
headlights: screw fix	Oct 88
Instrument cluster lights color change	Oct 85
keyholes: illuminated	Dec 79
map reading	Apr 81
park brake warning light	Jun 79
park lights (early): on with headlights	Oct 79
reading light: Greenbrier	Nov 84
side lamps '68-69: wire with turn signal	Jan 87
system upgrade	Oct 84
tail light socket: late model repair	Nov 86
tail lights: 4 light system	Mar 79
tail lights: early model repair	Aug 82
tail lights: late model repair	Oct 88
tail lights: tri-color	Apr 79
tail lights: troubleshooting	Mar 86

# ch Topics Index

turn signals: early model repair	Jun 84 Nov 85 Aug 89				
turn signals: increase noise output		Jun 79			
<b>Switches</b>					
column dimmer		Oct 80 Jul 81			
door jamb metric switches		Dec 89			
ignition-switched 12 volt supply	Aug 82	Feb 83			
master disconnect		Feb 82			
oil pressure sending unit		Dec 85			
remote starter		Aug 79			
<b>Voltage Regulators</b>					
early model replacement		Jan 80			
late model information		Feb 81			
repair		Mar 84			
<b>Windshield Wipers and Washers</b>					
1969 washers		Sep 82			
FC pump number		Aug 88			
improved washer system		Jun 87			
motor repair		Nov 84			
nozzle cleaning		Dec 89			
<b>Wiring</b>					
connectors: check		Nov 84			
instrument		Jun 76			
splicing		Oct 85			
<b>Engine</b>					
<b>Air Cleaner</b>					
1964-69		Jul 82			
chrome lids on 1967 95s and 110s		Nov 86			
gasket substitute	Mar 78	Sep 84			
heavy duty		May 85			
J-bolts		Apr 86			
part numbers		Dec 81			
<b>Alternator/Generator</b>					
charging system checks	Jan 79	Sep 79			
diode test	Sep 79	Oct 84			
electronic regulator conversion		Feb 85			
emergency substitute		Feb 82			
generator: information		Jul 86			
generator: replace		Nov 79			
pulley caution		Feb 84			
upgrading charging system	Oct 83	Feb 84			
voltage surge from loose wire		Jul 79			
<b>Bearings</b>					
blower bearing installation		Feb 82			
blower bearing removal		Mar 81			
blower bearing	Mar 79	Jun 80 Feb 82 Aug 86	Jun 90		
blower bearing part numbers		Jan 79			
connecting rod oil hole mismatch	Dec 76	Aug 77			
idler bearing grease using tool		Jan 87			
idler bearing replacement		Sep 84			
main bearing: factory fix for 'thump' in earlies	Dec 82	Dec 82			
main bearings: TRW		Dec 82			
main bearings: warning		Feb 84			
<b>Belt/Housing</b>					
bolt removal tip		Feb 88			
<b>Block</b>					
oil gallery cleaning		Dec 89			
oversize studs for replacement		Aug 86			
split without removing heads		Nov 84			
stand		Nov 76			
stud information	Feb 82	Oct 86 Feb 90			
<b>Cams/Shaft</b>					
bearing clearance: how to reduce		Feb 88			
gear removal		Mar 81			
gear set screw installation		Jul 88			
part numbers and interchangeability		Oct 78			
<b>Carburetors, Other</b>					
4 bbl. installation tips and information	Feb 79	Apr 87			
Carter YH identification charts		Aug 85			
Carter YH tips		Apr 80			
electric chokes: IECO, Edelbrock manifolds		Jul 83			
Holley conversion comments		Jul 85			
Holley set-up notes	May 86	Nov 87 Aug 88			
IECO 2 bbl. problem		Apr 80			
SU on turbo engines	Dec 80	Aug 84			
Weber on turbo engines		Dec 77			
<b>Carburetors, Rochester</b>					
adjustment gauges, homemade		Nov 84			
balance tube replacement: silicone		Dec 79			
choke cable replacement		Oct 73			
chokes explained		Jun 84			
enlarge jets to cure hesitation		Feb 80			
guide to Rochester 'H', all years		Feb 85			
identification and ID tags	Jan 81	Aug 88			
jet removal, for frozen jets		Mar 87			
modifications for racing		Apr 80			
modifications for economy		Feb 81			
rebuiding		Mar 87			
synchronization		Jun 84			
throttle shaft lever repair		Feb 88			
<b>Clutch/Flywheel</b>					
cable fix	Mar 76	Jan 77 Jun 80	Dec 85		
cable fix for 1969s			Feb 89		
cable replacement			Apr 80		
cable storage			Jun 76		
cross shaft bracket to reduce noise			Jan 87		
disc information and cautions	Mar 82	Feb 89			
flywheel repair	Sep 80	Jan 82			
pull-rod dust cover		Nov 84			
shortcuts for job	Oct 82	Dec 82			
swivel wear		Dec 89			
throwout bearing replacement		Feb 84			
tips		Jan 79			
vibration problems		Apr 83			
<b>Cooling</b>					
cooling by radiation		Jun 88			
cylinder head cooling		Jun 88			
engine temperatures		Jun 88			
<b>Crankshaft</b>					
identification of 4 degree retard gear		Aug 81			
short stroke advantages		Feb 79			
<b>Damper Door</b>					
adjustment made easy		Oct 86			
hinge pin repair/replace	Feb 82	Sep 84	Nov 84		
rebuid		Mar 82			
rod repair		Jun 88			
<b>Distributor</b>					
breaker plate replacement		Feb 83	Oct 86		
check-up		Dec 80			
part numbers & charts	Dec 81	Feb 84	Feb 86		
pressure retard repair		Jul 84			
primary wire		Jul 90			
tip for tune-ups		May 86			
upkeep		Apr 85			
Vega parts add new life		Sep 84			
<b>Exhaust</b>					
headers: clamps		Jul 85			
headers: measurement method		Sep 79			
manifold 'ear' fix	Dec 81	Sep 83			
muffler replacements		Jul 83			
system re-hang		Dec 82			
<b>Fan</b>					
belt adjustment		May 84			
belt guide modification	Mar 86	Apr 86			
belt information		Mar 82			
belt replacement modifications		Mar 85			
belt storage		Nov 85			
belt: broken		Jul 84			
belt: general		Mar 82			
pulley fix: re-groove to keep belts on		Jul 81			
<b>Fuel Pump</b>					
fuel pump caution and update	Feb 89	Oct 89			
fuel pump leaks: AC type		Jul 77			
fuel pump reliability		Feb 89			
fuel pump: leakproof dummy, rebuilding		Feb 90			
<b>Harmonix Balancer</b>					
advantages of 2 piece type		Nov 78			
design & application		Oct 80			
removal	Feb 81	Mar 81			
repair and rebuilding		Apr 79 Aug 88			
<b>Heads and Valve Train</b>					
110 vs. 140 HP		Jun 76			
broken stud removal		Jan 86			
enlarge combustion chambers for regular gas		Sep 79			
gasket mystery	Oct 88	Nov 88			
gaskets for Otto Parts valve covers		Sep 78			
lifters: adjustment	Nov 79	Aug 87			
lifters: fill with oil		Feb 80			
lifters: repair		Aug 87			
milling heads for low octane gas		Dec 79			
part numbers		Mar 85			
prevent lumes: re-torque heads		Mar 79			
preventing blown head gaskets		May 79			
pushrod removal made easy		Mar 90			
rebuiding		Nov 84			
seepage check		Sep 79			
Spyder operating temperatures		Jun 76			
stacking gaskets to lower compression		Jul 79			
valve cover modifications for lifter adjustment		Jun 84			
valve cover: hold down bolt repair	Aug 82	Jun 87			
valve guide removal	Mar 81	Nov 84			
valve guide replacement		May 85			
valve seal source		Mar 90			
valves: how to identify turbo valves		Aug 88			
<b>Ignition</b>					
basic ignition explained		Oct 85			
coil mounting tip		Mar 90			
Mallory conversion		Mar 81			
timing indicator: how to make		Dec 80			
timing: how to set without instruments		Oct 80			
<b>Miscellaneous</b>					
breaking in a new engine		Aug 89			
cooling		Mar 79 Aug 79			
detonation and pre-ignition	May 79	Aug 79 Aug 88			
engine codes		Dec 84			
horsepower: gross vs. net		Feb 79			
seized engine: how to free		Sep 81			
<b>Mounts</b>					
avoid problems with '63-64		Jan 85	Apr 90		
late model: check for failed mounts		Nov 87			
<b>Oil</b>					
classifications		Mar 85			
cooler adaptor		Jun 84			
cooler ducts		Apr 85			
cooler shields		Feb 81			
cooler swaps		Jul 82			
cooler thermostat		Mar 81			
dipstick tube: replacement grommet		Jun 76			
filter adaptor		Oct 80	Aug 81		
filter changing		Jun 76	Apr 90		
filter gasket		Apr 90			
filter warning		Mar 90			
fumes from oil cap		Jul 84			
leaks	May 74	Apr 74 Jan 83	Jan 84		
leaks: clutch area		Jan 81			
leaks: crankcase cover		Jan 85			
leaks: engine	Jan 83	Mar 83 Jan 84	Jul 84		
leaks: oil cap		Nov 85			
leaks: oil cap baffle		Feb 85			
leaks: prevention of		Mar 79			
leaks: rear housing		Jan 85			
modifications for autocross competition		Aug 85			
pressure buzzer installation	Dec 81	Nov 83			
pressure buzzer modification		Oct 81			
pressure gauge installation	V 3 #4	Mar 84			
pressure problems		Nov 82			
pressurize dry engine before starting		Mar 81			
pump repair		Aug 88			

**Overheating**  
 hot starts May 83  
 inspections for Jun 78  
 install warning buzzer Feb 80  
 sensor positions Nov 78

**Pilot Bushing**  
 noise tip Feb 83 Feb 85  
 removal of Dec 75 Jan 90  
 replacement Jun 78 Feb 81 Mar 81 Jun 81

**Pistons**  
 make TRW pistons live longer Jun 89

**Seals**  
 O-rings: replacements Dec 81 Aug 88  
 perimeter engine seal replacement: early Dec 86  
 perimeter engine seal replacement: late Dec 89  
 perimeter seal: early Aug 84  
 silicone on O-rings Mar 77  
 Viton information Mar 85

**Shrouds**  
 inspect for rusted shrouds Oct 88

**Spark Plug**  
 boot modifications Jul 83  
 foreign Mar 84  
 information Jul 79 Sep 79  
 NGK & Bosch numbers Jan 79  
 numbers for Corvairs Jul 77 Nov 79  
 servicing Oct 86  
 wire routing causes misfire Oct 80  
 wire tip Oct 81  
 wires: homemade Jul 83

**Starters**  
 hot start problem cure Sep 86  
 rebuilding Jul 79  
 solenoid bypass cause of problems Jul 79  
 trouble shooting Jan 81

**Swaps**  
 late to early engine swaps Sep 78  
 recommendations for motor choice Jan 79  
 recommendations for motor choice: vans Dec 81  
 V-8 Mar 79 Aug 80 Jul 82

**Thermostat**  
 adjustment Jan 79  
 door fix Feb 81  
 information Jul 79  
 rod clips: replacements Aug 88

**Tune Up**  
 eliminate start-up hesitation Feb 80  
 intermittent problems Jul 84  
 misses Feb 79  
 'paper clip' check Aug 82

**Turbo**  
 general Aug 82 Dec 82  
 heat shield repair Mar 85  
 parts cleaning Aug 88  
 performance improvements Aug 89  
 problems and cures Feb 78 Mar 78 May 78 Jul 78  
 pros and cons Mar 81  
 throttle linkage substitute Oct 75  
 tuning Jul 81

**Vacuum**  
 balance tube hose replacement Dec 79  
 leaks Apr 85  
 line repair Mar 84

**Water Injection**  
 information Apr 81 Aug 81  
 report Dec 82  
 vapor injection: how to build May 80 Feb 82

## Fuel System

**Electric Fuel Pumps**  
 install Vega fuel pump in Corvair gas tank Feb 87

**Fuel Injection**  
 how to install on your Corvair engine Aug 87

**Gas Gauge**  
 function explained Feb 80 Jan 83  
 repair: 1960 units Dec 82

**Gas Line and Hose**  
 filter replacement Dec 82 Feb 83  
 leaks May 85  
 misrouted lines cause vapor lock May 86  
 prevent leaks Nov 79 Dec 79 May 85 Aug 88  
 repair gas line Jul 83 Aug 86

**Gas Tank**  
 1960 repair Jan 84  
 cleaning Feb 81  
 filling tip Feb 82  
 fixing tip Feb 79  
 forward control: repair Feb 82  
 removal and replacement Jul 77  
 repair and drain plug installation Feb 82  
 sending unit: 1960 model repair Dec 82  
 servicing forward control fuel tank Oct 85

**Vapor Lock**  
 general Sep 86

## General

**Cleaning**  
 aluminum Sep 79  
 grease from house carpet Nov 86

**Conversions**  
 FC to late rear suspension & powerglide Dec 81

**Cruise Control**  
 information Dec 78  
 installation Dec 77 Mar 81 Feb 88

**Gasoline**  
 consumption Oct 84  
 coping with current gas Sep 84  
 Corvair requirements Apr 80  
 gas & oil 1986 and beyond Jul 86  
 leaded facts Sep 84  
 no non-leaded Jun 79 Apr 80  
 recommendations Jan 79  
 running on regular Jun 81  
 stale gas May 85  
 un-leaded for your Corvair Dec 84

**Manuals**  
 assembly Jan 85  
 GM prices and numbers for shop manuals Sep 79

**Miscellaneous**  
 establishing vehicle value May 79  
 jump starting Nov 81  
 loose screws cause problems Jul 80  
 nuts and bolts Jul 86  
 reliability: general preventive maintenance May 90  
 repairs: worst 10 Apr 90  
 restoration check list Nov 82  
 shop hints Nov 80  
 substituting misc. parts Mar 81 Jan 82  
 theft proofing info. Nov 78 May 79 Nov 86  
 thread repair info. Aug 84  
 trip preparation Jul 80 Jul 82 Jul 85  
 Vehicle Identification Numbers explained Jul 80  
 weight distribution Jul 84

**Modifications**  
 late model: performance Sep 81 May 86

**Paint**  
 high heat Dec 85

**Parts**  
 use toll free number to locate Feb 83 May 89

**Precautions**  
 cold weather Oct 84  
 fibreglass resin catalyst causes blindness Apr 80  
 gasoline as a cleaner Mar 79 Jun 79  
 leaves cause overheating and rust Dec 78  
 prevention of fire Jun 81  
 rustproofing may be a fire hazard Jun 80  
 safety tips for working on your car Jul 82

**Seals**  
 oil and grease: part numbers Jan 86

**Stock Specifications**  
 carpets and floor mats Feb 80  
 concours operations check Jul 87 Sep 87  
 dash and radios Mar 89 May 89  
 door interiors Oct 88  
 door sill plates Jul 90  
 engine lid and weatherstrip Jan 88  
 engine room Feb 88 Jul 88 Aug 88 Jan 89  
 engine sheet metal attaching bolts Dec 88  
 engine: oil coolers and crankshaft pulleys Apr 88  
 exhaust Nov 88  
 front area of car Mar 87 Oct 87  
 headliners & visors May 90 Jul 90  
 interior cardboard Apr 80  
 license lights Nov 87  
 luggage racks Aug 90  
 mirrors, outside Aug 87 Apr 89  
 misc. areas Oct 88  
 paint: primer Apr 89  
 radios, multiplexes, tape players Jun 89 Jul 89  
 rear grills Oct 87  
 seat belts Dec 89  
 seat headrests Jan 90  
 side area of car: trim May 87 Jun 87 Oct 87  
 steering wheels Jun 90  
 tail lights and back up lights Dec 87  
 tires sizes and whitewall widths Jan 87  
 transaxle Jan 89  
 trunk area Feb 87  
 turbos Aug 89  
 underbody Feb 89  
 upholstery Nov 89  
 wheels and hubcaps Apr 87 Jun 87

**Storage**  
 info... Nov 82 Jan 90  
 out of... Apr 83

**Technical Advisors**  
 list of, with specialties Feb 88 Feb 90

**Towing**  
 bar for all models Nov 85  
 hitches May 82  
 hubs for towing Jun 88  
 tips Jan 79  
 with automatic transmission Jan 85  
 without driveline Feb 78

**Welding**  
 gas: part 1 Sep 85  
 gas: part 3 Nov 85  
 gas: part 5 Feb 86

## Interior

**Door Panel**  
 early: repair Jan 79 Oct 85  
 retainer replacements Dec 89  
 waterproof paper Sep 84

**Miscellaneous**  
 ashtray repairs: coupes Jul 86  
 can odors Jun 81  
 cleaning Dec 81  
 clock repair Sep 85  
 convertible zipper tube May 85  
 delogger for rear window Jan 80  
 FC shift boot replacement Oct 86  
 FC sunvisor replacement Aug 82  
 glove box door repair (early) Sep 84  
 glove box molding fix (early) Feb 80  
 glove box: quick fix Feb 82  
 headliner replacement tip Jun 87  
 plastic plating: protection of Oct 85  
 protection Nov 82  
 rear shell replacement Jul 77  
 seat belt restoration Aug 88  
 soundproofing Sep 83

**Paint**  
 wrinkles finish Jul 84 Jun 85

# Index Topics

**Radio**  
 antenna adjustment: AM radio Jun 76 Dec 81  
 convert early model to late model FM Mar 85  
 Delco part numbers for Corvairs Oct 84  
 diagnose problems Mar 84  
 information: late model Jul 84  
 late model aftermarket installation Oct 84 Nov 87  
 part numbers Oct 84  
 repairs Feb 83  
 speakers: late model Dec 82  
 speakers: rears in late convertible Jul 77  
 speakers: replacement Mar 81 Sep 86

**Speedometer**  
 cable defect Aug 89  
 cable replacement Oct 79  
 correcting error due to tire size Oct 78  
 correcting error with aftermarket accessory Oct 88  
 early model gears Oct 83  
 fix broken cable Nov 80  
 replacement cables (new) caution May 87

**Steering Wheel**  
 crack repair: 'wood' wheels Mar 83  
 telescoping columns, optional wheels Apr 88

**Upholstery**  
 folding rear seat for Greenbrier Feb 89  
 late model seat swaps Mar 81 Oct 84 Dec 85  
 trim lip Jun 84

**Weatherstripping**  
 Greenbrier substitute Jan 80

## Suspension

**Front**  
 autocross modifications Apr 84  
 ball joint (lower) size warning Aug 88  
 cam bolts: defect on new bolts Mar 78  
 checks Oct 81 Dec 81  
 crossmember Feb 78 Aug 78 Jan 82 Feb 83 Dec 77  
 failures: '68 and '69 Feb 83  
 front crossmember: hot tin dip Dec 78  
 idler arm: modification on FC Feb 84 Jun 86  
 idler lever: FC Feb 84  
 noises and cures Feb 88  
 quick steering part numbers Aug 78 Nov 78 Oct 86  
 relay rod bushing: replacement Nov 76  
 road wander, bump steer Mar 79 Aug 89  
 steering box lubrication Mar 81  
 steering mast: FC replacement Oct 76  
 steering shaft re-threading Oct 85  
 steering: late model Feb 83 May 83  
 sway bar information Jun 80  
 wheel bearing adjustment Dec 85 Nov 86  
 wheel bearing fit Oct 84

**Miscellaneous**  
 bushing information Oct 84  
 gas shocks: part numbers Apr 88  
 shock mount repair Feb 83  
 shocks: length for early rears Aug 81 Jan 84  
 shocks: repl. Mar 87 Feb 80 Sep 83 Dec 89 Jun 90  
 springs for a dune buggy Oct 87  
 springs: forward control modification Mar 84  
 sway bars for early model Apr 86  
 swaybars: calculating effect Jun 80

**Rear**  
 early leaf spring repair ('64) Feb 88  
 late model: looseness Nov 87  
 strut bushing: warning against nylon Dec 86  
 strut bushings: replace Apr 80 Aug 81 Feb 83 May 89  
 strut rod: re-attachment Feb 87  
 torque arm bushing warning Sep 84  
 wheel bearing grease: types Feb 83  
 wheel brg. greasing: early Apr 80 Sep 81 Jul 83 Aug 90  
 wheel brg. greasing: late Apr 80 Dec 82 Nov 83  
 "It's what's out back that counts" Nov 84

## Tools

axle yoke puller: early model Mar 85  
 blower bearing greaser Dec 82  
 bodywork tools Dec 85  
 brake line: frozen fitting removal tool Sep 85  
 carburetor jet removal tool Jun 86  
 crankcase assembly stand information Nov 76  
 engine stand Nov 79  
 fan belt tension and adjusting tools Aug 84 Aug 88  
 flywheel balancer May 85  
 funnel for adding oil to truck/wagon Apr 90  
 gasket scraper Mar 87  
 head gasket surfacer May 85  
 head torquing socket Dec 85  
 intake manifold plug Mar 85  
 jacks: forward control replacement Mar 85  
 jacks: rebuilding Sep 79  
 jacks: replacement Jan 83  
 misc tool tips Nov 80  
 oil pressure sender removal tool Mar 78  
 Powerglide clutch tool Jun 87  
 press, construction of Jun 82 Nov 85  
 push rod tube removal tool Nov 77 Oct 86  
 pushrod tube cleaner Dec 87  
 relay rod bushing removal tool Jun 80  
 screwdriver: lip-to-monitor rotation Dec 86  
 speedometer gear removal press block Mar 87  
 tools to visit the wrecking yard with Jan 86  
 tubing benders: homemade Jun 85  
 U-joint yoke plugs Apr 85  
 vacuum modulator removal tool Nov 86  
 vent tube cleaning tool Dec 84  
 wire brush that won't quit Mar 90  
 wrench table: SAE & metric Sep 84

## Transaxle: Differential

**Bearings**  
 pinion bearing numbers Mar 81  
 side bearing adjustment while in car Feb 88  
 side bearing numbers Mar 81

**Gear Ratios**  
 3.89 gears in late model Feb 80 Sep 81  
 general Jan 78

**Miscellaneous**  
 axle installation: late model Aug 88  
 excessive play in yokes Dec 78  
 grease fitting location in axle Aug 88  
 lube change Jan 83 Aug 86  
 Positraction information Aug 84  
 seals: yoke, installation Mar 90  
 Tempest interchange Jan 79  
 U-joint bolt locks Dec 82  
 wear: rear axle pinion shaft internal splines Jan 86

## Transaxle: Transmissions

**Automatic**  
 conversion for 140 Jan 81  
 cooling: add an oil cooler Aug 89  
 difference between 110 & 140 Jul 77 Aug 77  
 E-clip replacement source Aug 88  
 fixing leaks Jan 80 Feb 89  
 fluid test Aug 88  
 governor tab repair Nov 85  
 pinion seal: results if left off Nov 87  
 Powerglide shifter in Corsa dash Jul 84 Feb 89  
 replacement tips Aug 88  
 shift problems Aug 86  
 switch from standard trans Oct 76  
 throttle rod adjustment for correct shifts Feb 82  
 troubleshooting Jan 81

**Manual**  
 4 speed case size Jun 76  
 accelerator linkage pivot repair for 1966 Sep 85  
 close ratio gears Dec 82  
 gear oil: replacement Jan 83

lube change Aug 88  
 reverse idler repair Sep 84  
 Saginaw 4 speed into van Sep 80  
 Saginaw gears Jan 86  
 shifter shaft seal replacement Jun 84

**Shifter**  
 cure for sticking shifter Jul 80  
 front bushing retainer Mar 78  
 late model alignment Nov 85  
 late model repair Mar 81 Jun 81 Jul 81 Dec 88 Jan 78  
 late shifter into early Nov 78  
 modifications Aug 81 Mar 88  
 repair Oct 78

**Transmission Mounts**  
 early model repair Nov 84  
 mount bolt access Aug 77 Nov 84

## Wheels and Tires

**Spare Tire**  
 late model spare tire mounting Jan 88  
 lock: replacement nut Aug 82  
 rack for truck spare Mar 79

**Wheel Cover**  
 cleaning tip: wire wheels Mar 81  
 wire wheel (13") substitute Sep 78  
 wire wheel trivia Jul 84

**Wheels/Tires**  
 balancing tip Nov 85  
 balancing your own Jul 82  
 from other cars Sep 85  
 lug nuts: for Camaro wheels Dec 89  
 lug nuts: on too tight Aug 88  
 original tires Mar 79  
 pressures Mar 79  
 puncture sealer warning Apr 85  
 selection of Mar 83 Nov 83  
 sizes, engine speed, speedometer readings May 84  
 temperatures Jun 85

**1-800-825-VAIR**  
**For Discount Parts**



**Catalog—\$4.00**

- ◇ New & Used Parts
- ◇ Same Day Service
- ◇ Credit Cards or C.O.D.
- ◇ Free Newsletter

Find out why so many buy from—  
**CORVAIR UNDERGROUND**  
 P.O. Box 404  
 Hillsboro, OR 97123  
 1-800-825-VAIR—1-503-640-5229  
 FAX 1-503-640-5532



Greetings,

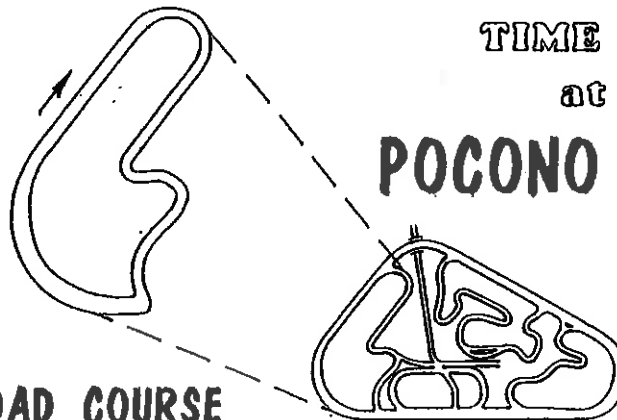
Bayshore Corvair Association invites you to participate in the first annual "Bayshore at Pocono" time trials at Pocono Raceway on October 17, 1992. We have rented the north course, a 1.5 mi road course with 9 turns. This event will be similar to the excellent Lime Rock event which has been held for the past 19 years.

Corvairs have a priority but a limited number of non-Corvair entries will be allowed. Roll bars are not required and there are no noise regulations. The paddock area is paved and a limited number of garages will be available. Plenty of track time is available and timed laps are planned. We will have more track time available than at other circuits.

Please do not consider this a race, it is a time trial. It is like a fast autocross without cones and with repetitive laps. A way to test the best handling cars ever made or go faster than the posted speed limit.

We are planning a fun day at speed and look forward to seeing you there. Call or write for a registration form. Don't miss out on what will be a significant Corvair event.

**PRACTICE SESSIONS  
&  
TIME TRIALS  
at the  
POCONO RACEWAY**



**NORTH ROAD COURSE**

**SAT. OCT. 17<sup>th</sup>, 1992**

- 1.5 MILE ROAD COURSE W/ 1700 FT. STRAIGHT
- 9 TURNS, 2 STRAIGHTS
- RAIN OR SHINE EVENT
- LIMITED "NON-CORVAIR" ENTRIES
- SEND FOR REGISTRATION/INFO PACKAGE TO:

BAYSHORE CORVAIR ASSOC.  
P.O. BOX 815  
JACKSON, N.J. 08527

OR CALL: AL SCHNEIDER at (908)-922-4250

STATE OF PENNSYLVANIA  
DEPARTMENT OF INSURANCE

ROBERT CASEY  
Governor

State Capitol Building  
Harrisburg, PA 17120  
Phone (717) 783-3288  
Fax (717) 783-3299

HARRY WALRATH  
Director

BULLETIN NO. 91-92

Date: February 19, 1992  
To: All Pennsylvania Insurance Agents  
All Pennsylvania Dealers of New/Used Automobiles  
All Pennsylvania Inspection Station Operators  
From: Pennsylvania Department of Insurance  
Subject: Automobile Dimmer Switches

1. Pursuant to the Pennsylvania Department of Motor Vehicles Act No. 91 - 92, all motor vehicles sold in the State of Pennsylvania after April 1, 1992 will be required to have the headlight dimmer switch mounted on the floorboard. The dimmer switch must be mounted in a position accessible to operation by pressing the switch with the left foot. The switch must be positioned such that it may be operated without interfering with the left foot pedals and to avoid inadvertent operation of said pedals or producing pedal confusion.

2. Included in the above act, and beginning April 1, 1992, all other vehicles with steering column mounted dimmer switches must be retrofitted with a floorboard mounted dimmer switch of the type described above. The steering column mounted dimmer switch must be disabled and removed from the vehicle. Vehicles which have not made this change will FAIL the forthcoming requirements of the Pennsylvania State Safety Inspection Program effective in this state and will be subject to prosecution under that statute.

3. In the interest of public safety, Pennsylvania DMV ACT 298-998790 will require the retrofitting of all vehicles operated in the Commonwealth to the floorboard mounted dimmer switches prevalent before the influx of foreign market vehicles. A recent study entitled *Initiation Sequence In Pennsylvania Nighttime Highway Motor Vehicle Accidents* has been conducted jointly by Pennsylvania Department of Public Safety and the Pennsylvania Department of Motor Vehicles, Safety Research Branch. This study has shown that 95% of all nighttime motor vehicle accidents in the Commonwealth were caused by blondes getting their feet caught in the dimmer switch apparatus mounted on the steering column.